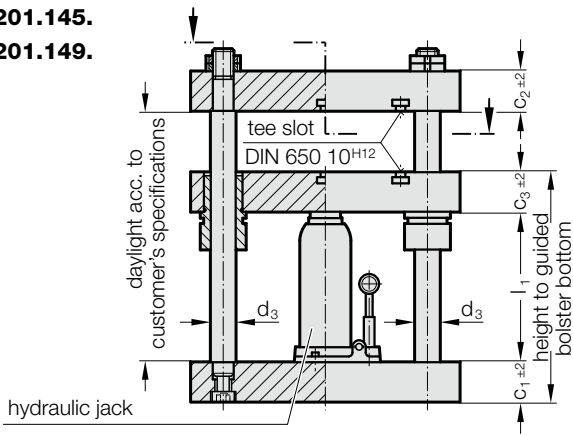
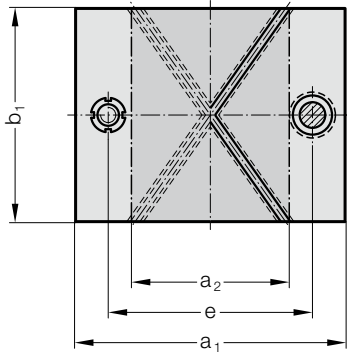


DIE SET PRESS UNIT, MANUAL ACTUATION

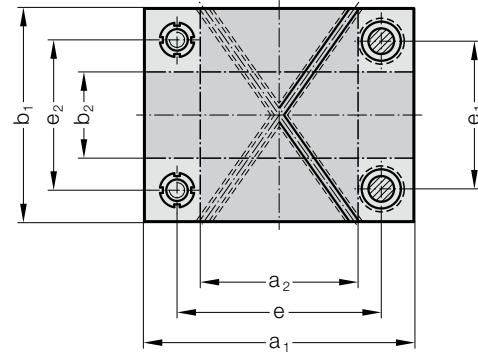
201.145.
201.149.



201.145.



201.149.

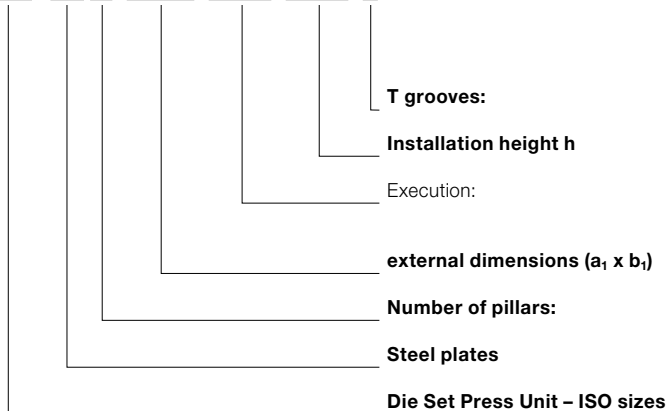


201.14x. Die set press unit, manual actuation

Order No	Work area		max. press thrust kN	Dimensions												Stroke _{max.}
	a ₁ x b ₂	a ₁ x b ₂		a ₁	b ₁	c ₁	c ₂	c ₃	d ₃	e	e ₁	e ₂	l ₁			
201.14□.2020.□□□.□□□.□	84 x 200	200 x 62	20	200	200	32	32	32	25	132	132	129	200	130		
201.14□.2520.□□□.□□□.□	134 x 200	250 x 62	20	250	200	32	32	32	25	182	132	129	200	130		
201.14□.2525.□□□.□□□.□	118 x 250	250 x 97	40	250	250	40	40	40	32	174	174	171	200	130		
201.14□.3125.□□□.□□□.□	183 x 250	315 x 97	40	315	250	40	40	40	32	239	174	171	200	130		
201.14□.3131.□□□.□□□.□	283 x 315	315 x 162	40	315	315	40	40	40	32	239	239	236	200	130		
201.14□.4031.□□□.□□□.□	268 x 315	400 x 162	80	400	315	50	50	50	32	324	239	236	245	160		
201.14□.4040.□□□.□□□.□	268 x 400	400 x 247	80	400	400	50	50	50	32	324	324	321	245	160		

Ordering Code (principle):

201.14□.4031.□□□.□□□.1



Execution: Headed guide bushes, hydraulic jack.

.0 = without
.1 = in top bolster and intermediate plate

831. = Guide bolster with plain bearing
862. = Guide bolster with ball bearing guide

40: a₁ = 400 mm; 31: b₁ = 315 mm

5. = two guide pillars
9. = four guide pillars