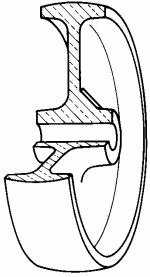


SERIES 68



SOLID POLYAMIDE 6 WHEELS SWIVEL TOP PLATE BRACKET TYPE "P" WITH BRAKE

Wheel description

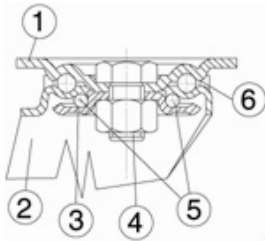


Tread: solid polyamide 6 wheels.

Hub: the hub is available with plain bearing, with roller bearing and with ball bearing .

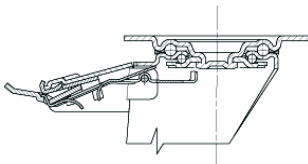
Bracket description

Medium-heavy duty bracket type P (max. carrying capacity 750 daN)



- 1) **Plate:** electrolytically galvanised steel plate
 - 2) **Fork:** electrolytically galvanised steel plate
 - 3) **Ball Racing Ring:** electrolytically galvanised steel plate
 - 4) **King Pin:** steel screw class 8.8 and nut
 - 5) **Swivel actions:** double ring of greased balls
 - 6) **Dust seal:** red polyamide
- Finishing:** yellow galvanisation
Fitting: top plate

Brake description



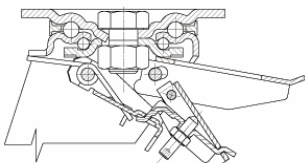
Diam. 80-125 mm

Diam. 80-125 mm: Front-locking brake

This brake fully locks wheel and castor rotation.

Thanks to its optimised dimensions and fold-away pedal, the brake is easy to engage and extremely compact.

The hardened carbon steel spring has very high corrosion resistance.



Diam. 150-200 mm

Diam. 150-200 mm: Adjustable rear-locking brake

Double-action rear brake that locks the wheel and the castor at the same time. The brake is efficient and easy to use: a simple top-to-bottom movement using the tip of the foot on two independent pedals is all that's needed to engage and release the lock quickly and smoothly. Locking force can be adjusted using an M8 socket screw.