

# ANACONDA MULTIFLEX CORRUGATED HOSE TYPE ANAFLEX



Very flexible, halogen-free, non-smoke, wide temperature range, EMI/EMP shielding



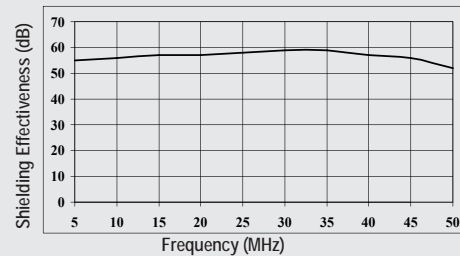
The Anaflex click system consists of a high quality flexible **stainless steel AISI-316L** hose with a nickel plated brass Anaflex Click fitting. The IP69 system retains its liquid tight rating up to +250° C. The Anaflex System is designed to resist oils, greases and solvents and because the system has no plastic parts fire, smoke and toxicity will not be an issue. The Anaflex system was initially designed as a self-mounting flexible piping system for HVAC installations but due to its continuous profiled tube it is also suitable for protecting cables, especially in applications where EMI/EMP shielding is required. These features make Anaflex System suitable for use in electrical and non-electrical applications in the subway-, train- and bus building industry, in closed areas such as tunnels and underground.



Standard corrugation



EMP SHIELDING (MEOB.96\_049 ELM)



## Material & Construction:

**Construction:** Flexible parallel corrugated hose, stainless steel AISI-316L.

### Special flame properties:

- Because the Anaflex hose has no cover the flame properties according to the following approvals are valid:
- EN 45545-2 (2013): R22 (interior equipment) class HL1, HL2 and HL3. R23 (exterior equipment) class HL1, HL2 and HL3.
- BS 6853 (1999) Tabel 7 (Interior) Category 1a, 1b and II vehicle Tabel 8 (Exterior) Category 1a, 1b and II vehicle
- London Underground LUL 1-085 (2011) Tabel 3: Extensive and grouped usage Tabel 4: limited and dispersed usage

**Temperature:** -70 °C till +250 °C. **Colour:** Metal coloured.

**Classification according to NEN-EN-IEC 61386:**  
**Compression resistance:** Class 3, Medium (750 N).  
**Impact resistance:** Class 3, Medium (2 J).  
**Tensile strength:** Class 4, Heavy (1000 N).  
**Protection class:** IP 69 (dust-free, water-proof).

Anaflex®	Diametre		Bending radius (cl)		Standard carton		Small carton		Reel		Weight (Kg/m)
	Size	Inside	Outside	Static	Dynamic	Metre	Article No.	Metre	Article No.	Metre	
DN	(mm)	(mm)	(mm)	(mm)							
DN 12	12,2	16,7	45	180	30	465.012.1	10	465.012.3	120	465.012.5	0,12
DN 16	16,2	21,5	60	180	30	465.016.1	10	465.016.3	90	465.016.5	0,20
DN 20	20,3	26,7	70	190	30	465.020.1	10	465.020.3	60	465.020.5	0,28
DN 25	25,4	32,3	100	215	30	465.025.1	10	465.025.3	-	-	0,39

The ANAFLEX® stainless steel hoses can be used in combination with the unique ANAFLEX®-CLICK fittings, as outlined on page 1-49



Anaflex®	-	-	-	12	16	20	25	-	-	-	-	-
ISO				M16-M20	M20	M25	M32					
Pg												
NPT				1/2"	1/2"- 3/4"	3/4"	1"					

# ANAFLEX-CLICK FITTINGS, IP 69, NICKEL PLATED BRASS



Quick mounting, reliable, high temperature resistance and very high protection class IP 69

For the stainless steel ANAFLEX® hose, a special and unique fitting has been designed. The major advantage of these **nickel plated brass ANAFLEX®-CLICK fittings** is the easy click-on system (no need to dis-assemble the fitting first). After tightening the counter nut (2 till 3 full turns) a strong and fully liquid-tight connection is made (IP 69). Anaflex click is available with male thread in NPT and ISO, but also in female thread BSPT and a clamping version for rigid pipes of Ø 15 mm till Ø 22 mm.



## Material & Construction:

**Construction:** Nickel plated brass fitting, consisting of 6 parts (body, counter nut, retaining ring and filler ring are nickel plated brass, internal sealing sleeve is from PTFE and the internal flat seal is from silicone rubber).

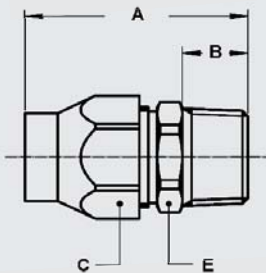
**Special approvals:** Click system tested and approved by the "Institut für Solartechnik SPF" (Switzerland).

**Temperature:** -70 °C till +250 °C.

**Colour:** Metal coloured.



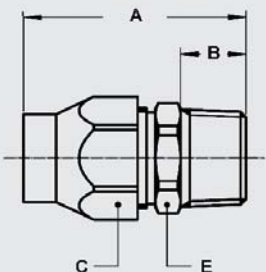
ISO straight fitting, male, nickel plated brass



Thread ISO	Anaflex Size (DN)	Min. Internal Bore (mm)	Dimensions in mm					Standard Package	Article Number	Weight (Kg/100)
			A	B	C	D	E			
M16 x 1,5	DN 12	10,0	47	12	24	-	22	10	842.016.0	5,9
M20 x 1,5	DN 12	10,0	48	13	24	-	22	10	842.017.0	6,1
M20 x 1,5	DN 16	14,0	54	13	29	-	27	10	842.020.0	9,0
M25 x 1,5	DN 20	18,0	60	15	36	-	34	5	842.025.0	15,6
M32 x 1,5	DN 25	24,0	60	15	42	-	40	5	842.032.0	21,6



NPT straight fitting, male, nickel plated brass



Thread NPT	Anaflex Size (DN)	Min. Internal Bore (mm)	Dimensions in mm					Standard Package	Article Number	Weight (Kg/100)
			A	B	C	D	E			
NPT 1/2"	DN 12	10,0	50	15	24	-	22	10	844.012.0	6,3
NPT 1/2"	DN 16	14,0	58	17	29	-	27	10	844.016.0	9,7
NPT 3/4"	DN 16	14,0	59	17	29	-	27	5	844.018.0	10,5
NPT 3/4"	DN 20	18,0	62	17	36	-	34	5	844.020.0	16,0
NPT 1"	DN 25	24,0	63	18	42	-	40	5	844.026.0	22,8