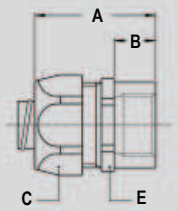
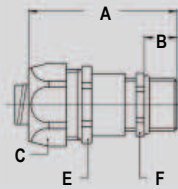


**ISO straight fitting, female, nickel plated brass  
(including connection set).**



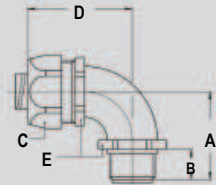
Thread	SL/SLI Size (inch)	Min. Internal Bore (mm)	Dimensions in mm					Standard Package	Article Number	Weight (Kg/100)
			A	B	C	D	E			
M16 x 1,5	5/16"	8,3	35	12	26	-	24	10	812.315.6	5,0
M16 x 1,5	3/8"	10,2	35	12	26	-	24	10	812.316.6	6,8
M20 x 1,5	1/2"	13,6	37	13	29	-	27	10	812.320.6	9,4
M25 x 1,5	3/4"	18,5	40	15	35	-	33	5	812.325.6	12,0
M32 x 1,5	1"	23,8	46	15	45	-	43	5	812.332.6	21,3
M40 x 1,5	1.1/4"	31,8	52	16	54	-	52	2	812.340.6	32,2

**ISO cable-hose fitting, male, nickel plated brass  
(including connection set).**



Thread	SL/SLI Size (inch)	Clamping Range (mm)	Dimensions in mm					Standard Package	Article Number	Weight (Kg/100)
			A	B	C	E	F			
M16 x 1,5	5/16"	4 - 8	57	12	26	24	18	10	812.715.6	6,0
M16 x 1,5	3/8"	4 - 8	57	12	26	24	18	10	812.716.6	9,6
M20 x 1,5	3/8"	6 - 10,2	57	12	26	24	22	10	812.717.6	11,3
M20 x 1,5	1/2"	6 - 12	59	12	29	27	22	10	812.720.6	11,5
M25 x 1,5	1/2"	10 - 13,6	62	12	29	27	27	5	812.722.6	13,5
M32 x 1,5	3/4"	13 - 18	70	15	35	33	34	5	812.728.6	23,2
M40 x 1,5	1"	18 - 23,8	83	15	45	43	43	2	812.735.6	35,6

**ISO 90° fitting, male, nickel plated brass  
(including connection set).**



Thread	SL/SLI Size (inch)	Min. Internal Bore (mm)	Dimensions in mm					Standard Package	Article Number	Weight (Kg/100)
			A	B	C	D	E			
M16 x 1,5	5/16"	8,3	32	12	26	42	22	10	812.915.6	8,2
M20 x 1,5	5/16"	8,3	33	13	26	42	22	10	812.914.6	8,4
M16 x 1,5	3/8"	10,2	32	12	26	42	22	10	812.916.6	10,0
M20 x 1,5	3/8"	10,2	33	13	26	42	22	10	812.917.6	10,2
M20 x 1,5	1/2"	13,6	36	13	29	43	27	10	812.920.6	14,4
M25 x 1,5	3/4"	18,5	43	15	35	48	33	5	812.925.6	22,2
M32 x 1,5	1"	23,8	48	15	45	59	42	5	812.932.6	34,6
M40 x 1,5	1.1/4"	31,8	57	16	54	68	51	2	812.940.6	58,9

**ANACONDA  
MULTIFLEX**

**FITTINGS FOR  
TYPE SL / SLI  
IP 40**