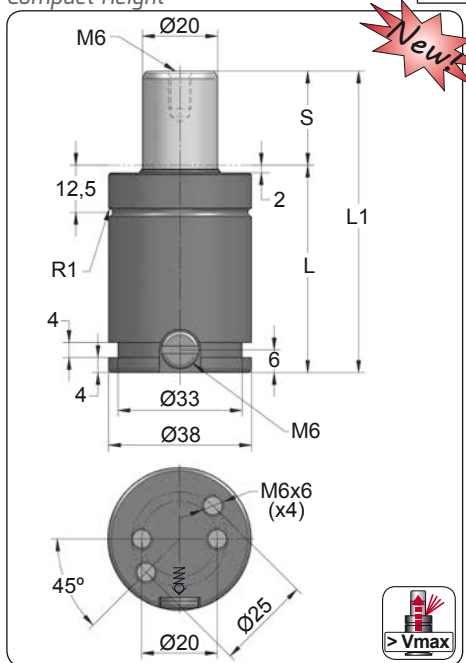


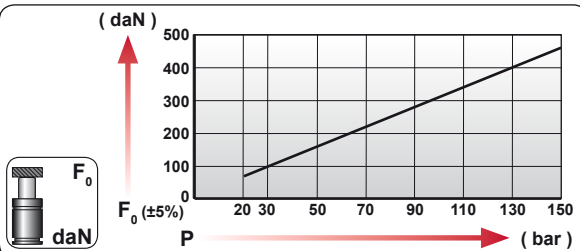
CW 500 V1

Compact Height

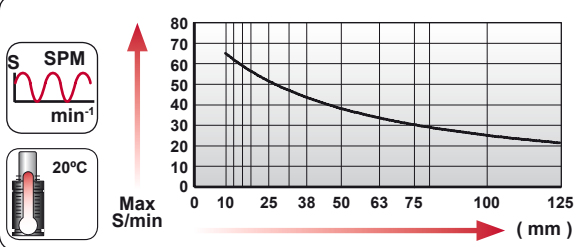
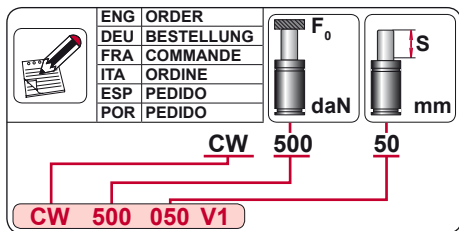
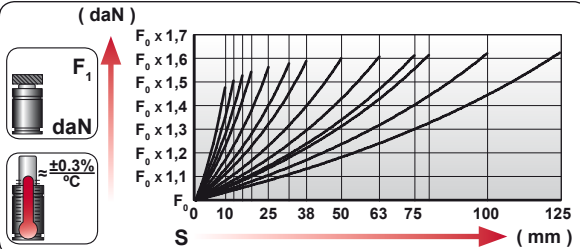
BMW B2 4005	FORD W-DX35-6204	PSA E24.54.815.G
MB B8 3180 220 000 004		
VW 39D 997		NISSAN K32H



ORDER	S (mm)	L1 ±0,25 (mm)	L (mm)	Kg.
CW 500 010 V1	10	50	40	0.25
CW 500 013 V1	13	56	43	0.26
CW 500 016 V1	16	62	46	0.27
CW 500 019 V1	19	68	49	0.28
CW 500 025 V1	25	80	55	0.31
CW 500 032 V1	32	94	62	0.33
CW 500 038 V1	38	106	68	0.36
CW 500 050 V1	50	130	80	0.41
CW 500 063 V1	63	156	93	0.46
CW 500 075 V1	75	180	105	0.51
CW 500 080 V1	80	190	110	0.53
CW 500 100 V1	100	230	130	0.61
CW 500 125 V1	125	280	155	0.71



CODE		Pressure			
		bar	psi		
CW 500 050 V1		150	2175	470	750
CW-H 500 050 V1		0	0	---	---



--	--	--	--	--	--	--	--

N ₂	Smax < 90%	Vmax 1,6 m/s	bar psi	bar psi	°C °F	°C °F	600 CP-
			20 290	150 2175	0 32	80 176	



CW 500 V1 MOUNTS

Compact Height

A14-038

ISO 9001 ISO 14001 CE E24.54.815.G EM24.54.700F

A34-038

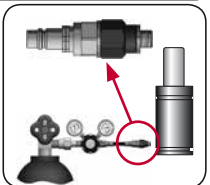
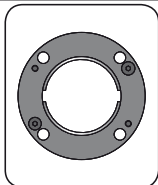


ISO 9001 VDI CE E24.54.815.G

C20-038

ISO 9001 ISO 14001 VDI CE E24.54.815.G EM24.54.700F

D02-038

CE E24.54.815.G



CODE	CW 500 050 V1	KIT S-XXXXXXX KIT C-XXXXXXX	A14-038	06 CG 2-Q
ENG ORDER	GAS SPRING	REPAIR KIT	FLANGE	CHARGING ADAPTER
DEU BESTELLUNG	GASDRUCKFEDER	ERSATZTEILSATZ	FLANSCHEN	LADEADAPTER
FRA COMMANDE	RESSORT À GAZ	KIT DE RÉPARATION	BRIDE	RACCORD DE CHARGE
ITA ORDINE	CILINDRO AD AZOTO	KIT DI MANUTENZIONE	FLANGE	ADATTATORE DI CARICO
ESP PEDIDO	RESORTE DE GAS	KIT DE REPARACION	BRIDA	ADAPTADOR DE CARGA
POR PEDIDO	CILINDRO DE GAS	KIT DE MANUTENÇÃO	FLANGE	ADAPTADOR DE CARGA