

2.1

Safety luminaires - High degree of protection

i-P65+



- Robust design with IK08
- i-P65+ L: with wide-beam symmetrical lens
- i-P65+ H: with narrow-beam reflector
- High lumen output for high spacing and high ceilings
- Minimum maintenance effort and increased safety via use of LEDs with high service life (up to 60,000 hours)

Light Source :

COB LED 6.5W

Materials:

Impact-resistant polycarbonate

Die-Cast aluminium optional

Ni-Cd battery

Operation:

Maintained / Non-maintained

1h or 3h duration

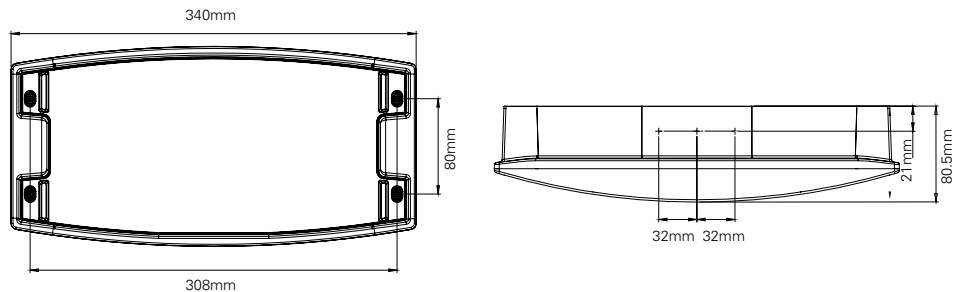
Applications:

Factories, warehouses

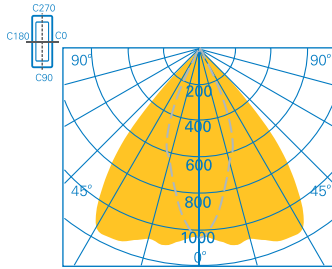
i-P65+ was developed specifically for requirements in industrial environments. With a combination of high-efficiency LEDs and special optics, it provides optimum performance for a variety of applications. The housing construction features an IP65 protection rating and IK08 impact resistance, making it ideal for ambient conditions in the industrial sector.

The photometric and electronic components including batteries are designed for reliable functionality with continuous ambient temperatures up to 40°C. The luminaires can therefore be reliably used in halls where machines or processes cause increased temperatures. Because of the high light output - also with battery operation - the i-P65+ is also suitable for applications in which more than 1lx is required e.g. high-risk areas.

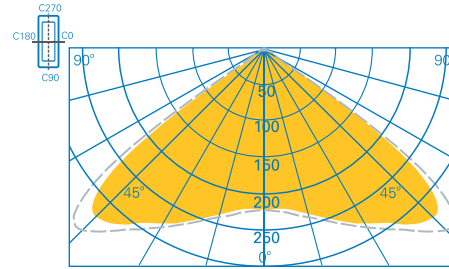
The use of LEDs, automatic testing and monitoring devices (CGLine+) significantly reduce the operating and maintenance costs of the installation



Order code	Description	⚡	☀️	🕒	📦	⚙️
Polycarbonate enclosure						
iP65PLP1H	i-P65 Plus L 1H	21.9 VA/10.1 W	740 Lm	1h	7.2V-1.6Ah Ni-Cd	Maintained / Non Maintained
iP65PHP1H	i-P65 Plus H 1H	21.9 VA/10.1 W	560 Lm	1h	7.2V-1.6Ah Ni-Cd	Maintained / Non Maintained
iP65PLP3H	i-P65 Plus L 3H	21.7 VA/10.7 W	510 Lm	3h	4.8V-4Ah Ni-Cd	Maintained / Non Maintained
iP65PHP3H	i-P65 Plus H 3H	21.7 VA/10.7 W	380 Lm	3h	4.8V-4Ah Ni-Cd	Maintained / Non Maintained
iP65PLP1HIS	i-P65 Plus L 1H, Auto-Test	21.9 VA/10.1 W	740 Lm	1h	7.2V-1.6Ah Ni-Cd	Maintained / Non Maintained
iP65PHP1HIS	i-P65 Plus H 1H, Auto-Test	21.9 VA/10.1 W	560 Lm	1h	7.2V-1.6Ah Ni-Cd	Maintained / Non Maintained
iP65PLP3HIS	i-P65 Plus L 3H, Auto-Test	21.7 VA/10.7 W	510 Lm	3h	4.8V-4Ah Ni-Cd	Maintained / Non Maintained
iP65PHP3HIS	i-P65 Plus H 3H, Auto-Test	21.7 VA/10.7 W	380 Lm	3h	4.8V-4Ah Ni-Cd	Maintained / Non Maintained
iP65PLP1HCGL	i-P65 Plus L 1H, CGLine+	21.9 VA/10.1 W	740 Lm	1h	7.2V-1.6Ah Ni-Cd	Maintained / Non Maintained
iP65PHP1HCGL	i-P65 Plus H 1H, CGLine+	21.9 VA/10.1 W	560 Lm	1h	7.2V-1.6Ah Ni-Cd	Maintained / Non Maintained
iP65PLP3HCGL	i-P65 Plus L 3H, CGLine+	21.7 VA/10.7 W	510 Lm	3h	4.8V-4Ah Ni-Cd	Maintained / Non Maintained
iP65PHP3HCGL	i-P65 Plus H 3H, CGLine+	21.7 VA/10.7 W	380 Lm	3h	4.8V-4Ah Ni-Cd	Maintained / Non Maintained
Aluminium enclosure						
iP65PLA3HCGL	i-P65 Plus L 3H, CGLine+	21.7 VA/10.7 W	510 Lm	3h	4.8V-4Ah Ni-Cd	Maintained / Non Maintained
iP65PHA3HCGL	i-P65 Plus H 3H, CGLine+	21.7 VA/10.7 W	380 Lm	3h	4.8V-4Ah Ni-Cd	Maintained / Non Maintained
Accessories						
iP65PSUSPB	Mounting bracket for chain suspension or for mounting at trunking systems or similar					




i-P65+ H
Asymmetric reflector
Narrow-beam
reflector technology



i-P65+ L
Wide-beam
Symmetrical lens

Luminaire type	Height (m)	Distance for 1 Lux				
		↔	↔	↔	↔	
1 h	Ceiling mounting	03.00	03.20	07.00	02.30	05.70
	Escape route centre	04.00	04.20	08.70	02.50	06.40
		05.00	05.10	10.60	03.00	06.80
		06.00	05.90	12.40	03.40	07.50
		07.00	06.70	14.20	03.80	08.30
		08.00	07.50	16.00	04.20	09.20
		09.00	08.20	17.60	04.50	10.00
		10.00	08.80	19.20	04.80	10.80
		15.00	10.70	25.90	05.00	13.80
		16.00	10.80	27.00	04.40	14.20
	18.00	10.70	28.60	03.50	14.20	
3 h	Ceiling mounting	03.00	03.10	06.60	02.00	05.10
	Escape route centre	04.00	04.10	08.50	02.40	05.60
		05.00	04.90	10.30	02.80	06.20
		06.00	05.70	12.10	03.20	07.10
		07.00	06.40	13.80	03.60	07.90
		08.00	07.10	15.50	03.90	08.70
		09.00	07.70	17.00	04.10	09.50
		10.00	08.20	18.40	04.20	10.20
		15.00	08.80	23.70	02.80	11.70
		16.00	08.00	24.30	02.20	11.60

The lens optic emits almost square light distribution over a very large area. This makes it especially suitable for large halls where no fixed escape route can be defined due to changing uses, meaning the complete area must be illuminated. A maximum spacing of up to 23 m between luminaires reduces the number of required light points. An application range up to 17 m enables mounting at the normally occurring heights.



The reflector solution was specifically developed for extreme mounting heights in combination with tight escape routes, e.g. with highbay racking applications, where in the case of wrong light distribution more light is distributed into the shelving than for safety along the escape routes. Here mounting heights to 28 m and luminaire spacing to 30 m are possible. This reduction in the quantity of luminaires needed leads to reduced installation- and operating costs.

Luminaire type	Height (m)	Distance for 1 Lux					
		↔	↔	↔	↔		
1 h	Ceiling mounting	03.00	04.50	09.40	04.50	09.50	
	Escape route centre	04.00	05.80	12.10	05.80	12.20	
		05.00	07.00	14.70	06.90	14.70	
		06.00	07.90	17.20	07.80	17.10	
		07.00	08.60	19.50	08.30	19.20	
		08.00	08.90	21.60	08.50	21.10	
		09.00	08.40	23.10	08.00	22.40	
		10.00	07.10	23.40	06.80	22.90	
		11.00	04.90	23.30	04.70	22.60	
		Ceiling mounting	03.00	04.40	09.20	04.40	09.30
	Escape route centre	04.00	05.60	11.80	05.50	11.80	
3 h		05.00	06.60	14.30	06.50	14.20	
		06.00	07.20	16.60	07.00	16.40	
		07.00	07.40	18.50	07.00	18.10	
		08.00	06.40	19.50	06.10	19.00	
		09.00	04.60	19.50	04.50	18.90	
		10.00	-	15.50	-	15.00	
		Ceiling mounting	03.00	04.30	08.40	04.20	08.30
		Room illumination	04.00	05.40	10.80	05.30	10.70
			05.00	06.20	13.10	06.30	13.10
			06.00	07.10	15.40	06.90	15.30
1 h		07.00	07.50	17.50	07.50	17.50	
		08.00	08.00	19.50	07.90	19.50	
		09.00	08.30	21.40	08.00	21.30	
		10.00	05.50	22.00	05.80	22.00	
		15.00	00.50	19.10	00.50	19.10	
		18.00	00.50	18.80	00.50	18.80	
		Ceiling mounting	03.00	04.20	08.20	04.10	08.10
		Room illumination	04.00	05.20	10.50	05.20	10.50
			05.00	05.90	12.80	05.90	12.80
			06.00	06.30	14.90	06.40	15.00
3 h		07.00	06.80	16.90	06.80	16.90	
		08.00	05.00	18.50	05.40	18.40	
		09.00	03.60	18.20	03.70	18.20	
		10.00	00.50	16.00	00.50	16.00	
		15.00	00.50	15.70	00.50	15.60	
		18.00	00.50	09.40	00.50	09.40	

