

1.2

Safety luminaires - Indoor

Planete 400 Disc

1



- Seamlessly integrated with the pure architectural lines of the building.
- Fits into the all-round light-theme concept.
- Shares the same standard diameter as most popular downlights.
- The standby-mode LED lighting (when mains-connected) is soft with a minimal glare.
- Recessed-mounting integration (close-fit mounting < 2mm thick, colors on request).

Light Source:

Flexible LED strip

Materials:

Body: white polycarbonate

Aluminium rim (heat sink)

High-performance micro-lens light diffuser

Ni-Cd battery (10 years)

Installation:

Screwless terminal strips: automatic connectors.

Built-in housing for quick and easy mounting of the safety baffle hanger (metal cable thread)

Recessed-mounting trim options for structural or dropped ceilings:

- diameter 200 mm down light hole saw
- Shallow 65 mm recess

Operation:

Maintained operation with 360 lumen output in emergency operation

CGLine+ (Without bus working in AT mode)

Disk delivers uniform down lighting: Homogeneous illumination for optimal visual comfort ($L_{max}/L_{min} < 1,5$)

Maintenance costs reduced, no replacement of spareparts needed for 10 years

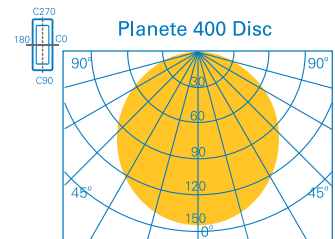
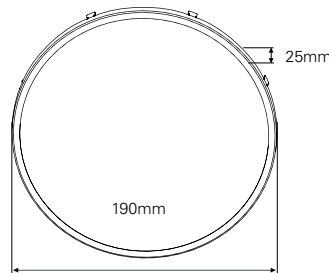
Applications:

Healthcare, Hotels, offices, cinemas, theaters, museums, commercial centers

The Planete 400 Disc enables especially efficient escape route lighting. The uniform illumination of the light guide provides a non-glare lighting output.

We have created a slender design with only 25mm depth and high uniformity of the light output area. A special snapping mechanism allows the luminaire to be opened or closed easily and safely. The diffuse and symmetric light distribution enables universal use on both ceiling and wall.

This 10 years lifetime range has benefited from an eco-design in order to meet the latest environmental standards. The use of LEDs, long life components, automatic testing and monitoring devices (CGLine+) significantly reduce the operating and maintenance costs of the installation.




Model	Height (m)	Escape route ceiling mounting 2m wide, 1 Lux				Open area ceiling mounting 2m wide, 1 Lux			
LUM17144	02.50	04.40	10.80	04.40	10.80	03.50	08.30	03.50	08.30
	02.80	04.60	11.30	04.60	11.30	03.60	08.80	03.60	08.80
	03.00	04.70	11.60	04.70	11.60	03.70	09.00	03.70	09.00
	03.50	04.90	12.40	04.90	12.40	03.80	09.70	03.80	09.70
	04.00	05.00	13.00	05.00	13.00	03.90	10.10	03.90	10.10
	05.00	04.60	12.40	04.60	12.40	04.10	11.00	04.10	11.00
	06.00	04.60	12.90	04.60	12.90	04.10	11.70	04.10	11.70
	07.00	04.30	13.10	04.30	13.10	04.00	12.10	04.00	12.10




LUM10541








Recessed-mounting trim



Other recessed mounting trim colors on demand



Other recessed mounting trim colors on demand

Order code	Description					
LUM17144	Planete 400 Disc CGLine+	1.5W	360 Lm	1h	10 x 1.2 V/0.6 Ah - Ni-Cd 10 years	Maintained (10 lm)
Accessories						
LUM10541	Recessed-mounting trim					
On demand	Recessed-mounting trim in colour					