

Thermal Management

Ventilation Range

Vertical indoor | EF

IP 54 | TYPE 12

**Description:**

Filter fan for forced ventilation. Eldon filter fans save time on installation as they are installed with a click-in system without screws. The hinged front cover can be easily opened for quick and easy filter replacement. The airflow direction and the connection position can easily be changed.

Material:

Front cover made of injection-moulded thermoplastic, self-extinguishing, UL94V0.

Temperature range:

-40°C to +55°C.

Protection:

IP 54 | TYPE 12.

Finish:

RAL 7035.

Approvals:

CE, EAC, cRUus_UL Recognized.

Pack quantity:

One fan with filter.



IP 54 | TYPE 12

230 V AC, 50/60 Hz

Unimpeded airflow (m³/h)	EF+EFA Air flow (m³/h)	Filter mat (EN779)	Filtration efficiency (%)	Service life L10 (40°C)(h)	Bearing type	Noise (dB)	Item no.
25/29	16/18	G3	88	52.500	Sleeve	33	EF100R5
61/70	44/52	G3	88	37.500	Sleeve	44	EF200R5
110/125	82/93	G3	88	37.500	Sleeve	40	EF220R5
156/171	116/127	G3	88	40.000	Ball	40	EF250R5
256/292	231/265	G3	88	40.000	Ball	42	EF300R5
480/480	370/370	G4	91	40.000	Ball	54	EF500R5
640/653	445/445	G4	91	40.000	Ball	63	EF600R5
845/875	560/625	G4	91	40.000	Ball	66	EF700R5

230 V AC, 50/60 Hz

Cut-out (mm)	Weight (kg)	Connection	Current (A)	Power (W)	Fuse (A)	Item no.
92x92	0.55	310 mm cable	0.07/0.06	12/11	6	EF100R5
125x125	0.80	Terminal strip	0.12/0.18	19/18	6	EF200R5
177x177	1.05	Terminal strip	0.12/0.18	19/18	6	EF220R5
223x223	1.45	Spring type	0.12/0.10	18/17	6	EF250R5
223x223	1.90	Spring type	0.32/0.26	45/39	6	EF300R5
291x291	3.85	Spring type	0.30/0.36	65/80	6	EF500R5
291x291	4.05	Spring type	0.51/0.66	115/150	6	EF600R5
291x291	4.50	Spring type	0.59/0.88	135/200	6	EF700R5

115 V AC, 50/60Hz

Unimpeded airflow (m³/h)	EF+EFA Air flow (m³/h)	Filter mat (EN779)	Filtration efficiency (%)	Service life L10 (40°C)(h)	Bearing type	Noise (dB)	Item no.
25/29	18	G3	88	55.000	Sleeve	33	EF100-115R5
61/70	52	G3	88	40.000	Sleeve	44	EF200-115R5
110/125	93	G3	88	40.000	Sleeve	40	EF220-115R5
156/171	127	G3	88	42.500	Ball	43	EF250-115R5
256/292	265	G3	88	40.000	Ball	46	EF300-115R5
480/480	370	G4	91	40.000	Ball	52	EF500-115R5
640/653	445	G4	91	40.000	Ball	64	EF600-115R5
845/875	625	G4	91	40.000	Ball	69	EF700-115R5

115 V AC, 50/60Hz

Cut-out (mm)	Weight (kg)	Connection	Current (A)	Power (W)	Fuse (A)	Item no.
92x92	0.55	310 mm cable	0.15/0.15	12/11	6	EF100-115R5
125x125	0.80	Terminal strip	0.24/0.23	20/20	6	EF200-115R5
177x177	1.05	Terminal strip	0.24/0.23	20/20	6	EF220-115R5
223x223	1.45	Spring type	0.25/0.25	18/17	6	EF250-115R5
223x223	1.90	Spring type	0.50/0.50	40/40	6	EF300-115R5
291x291	3.85	Spring type	0.66/0.80	75/90	6	EF500-115R5
291x291	4.10	Spring type	0.96/1.40	110/160	6	EF600-115R5
291x291	4.50	Spring type	1.23/1.71	140/195	6	EF700-115R5

24 V DC, 50/60 Hz

Unimpeded airflow (m³/h)	EF+EFA Air flow (m³/h)	Filter mat (EN779)	Filtration efficiency (%)	Service life L10 (40°C)(h)	Bearing type	Noise (dB)	Item no.
25/29	16/18	G3	88	70.000	Ball	33	EF100-24R5
61/70	44/52	G3	88	62.500	Ball	44	EF200-24R5
110/125	82/93	G3	88	62.500	Ball	40	EF220-24R5
156/171	116/127	G3	88	70.000	Ball	40	EF250-24R5
256/292	231/265	G3	88	80,000	Ball	42	EF300-24R5

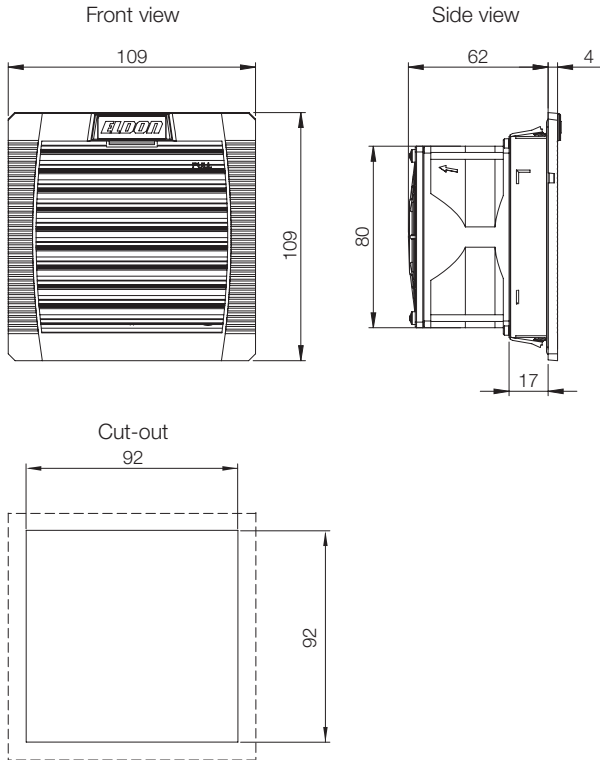
24 V DC, 50/60 Hz

Cut-out (mm)	Weight (kg)	Connection	Current (A)	Power (W)	Fuse (A)	Item no.
92x92	0.25	310 mm cable	0.10	2.40	6	EF100-24R5
125x125	0.45	310 mm cable	0.21	5.00	6	EF200-24R5
177x177	0.70	310 mm cable	0.21	5.00	6	EF220-24R5
223x223	1.40	Spring type	0.20	4.70	6	EF250-24R5
223x223	1.45	Spring type	0.50	12.00	6	EF300-24R5

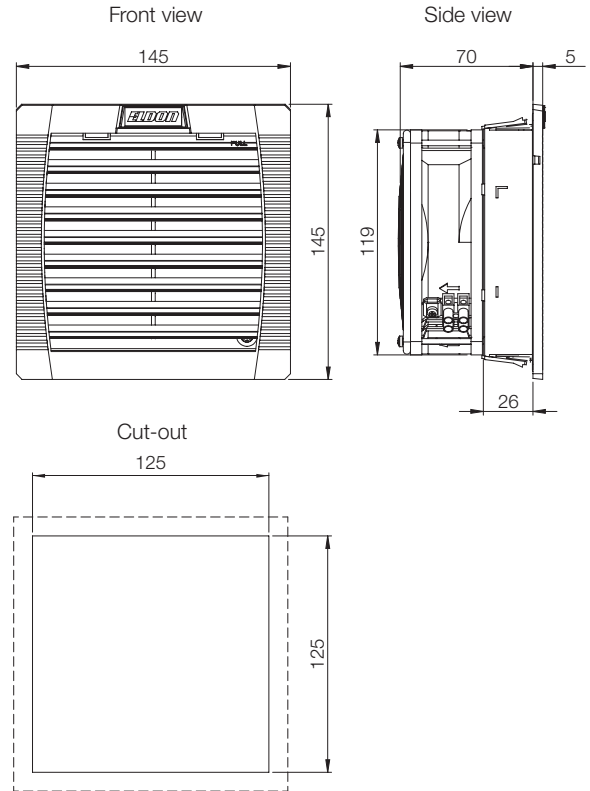


Dimensional drawing | EF/EFA

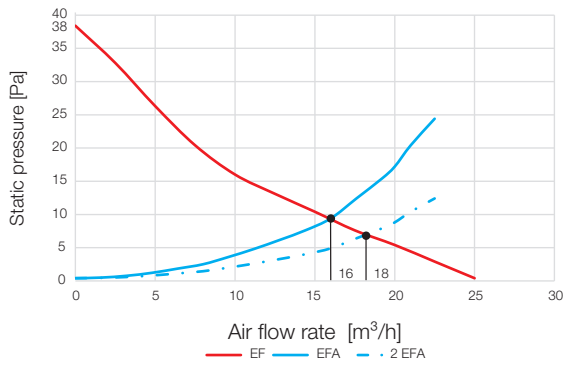
EF100R5 / EFA100R5



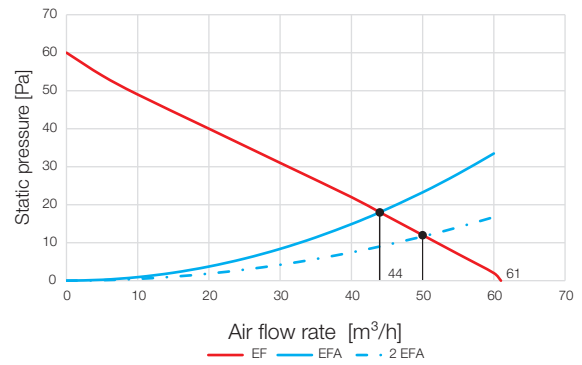
EF200R5 / EFA200R5



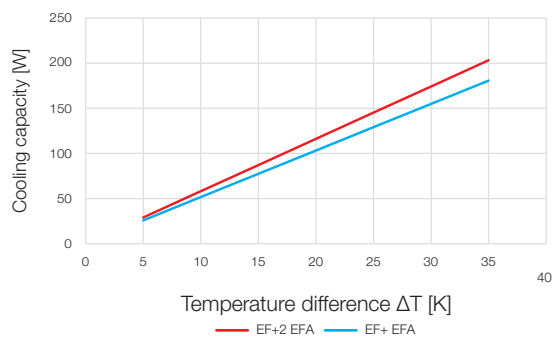
Static pressure diagram



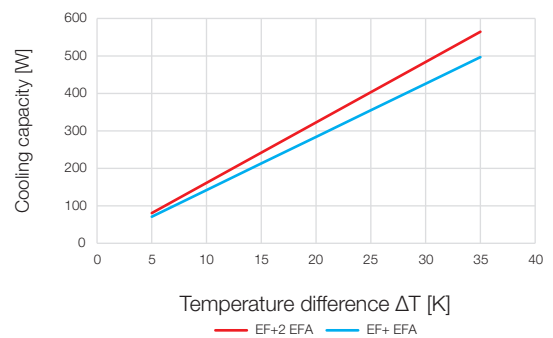
Static pressure diagram



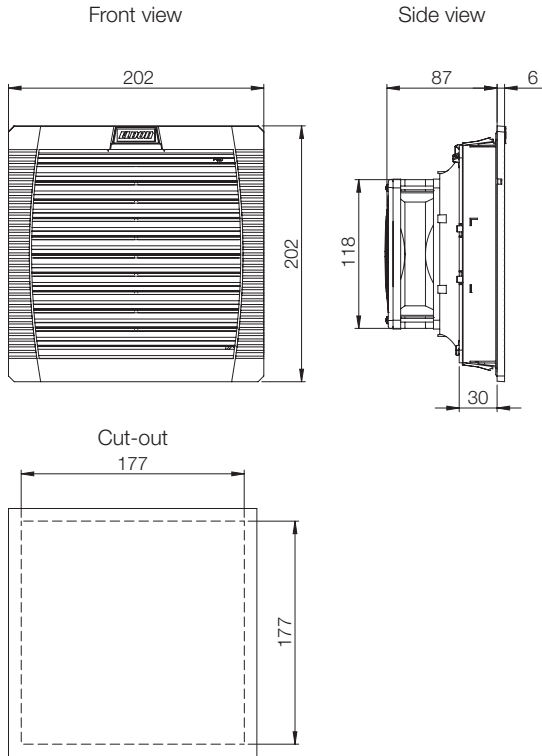
Performance



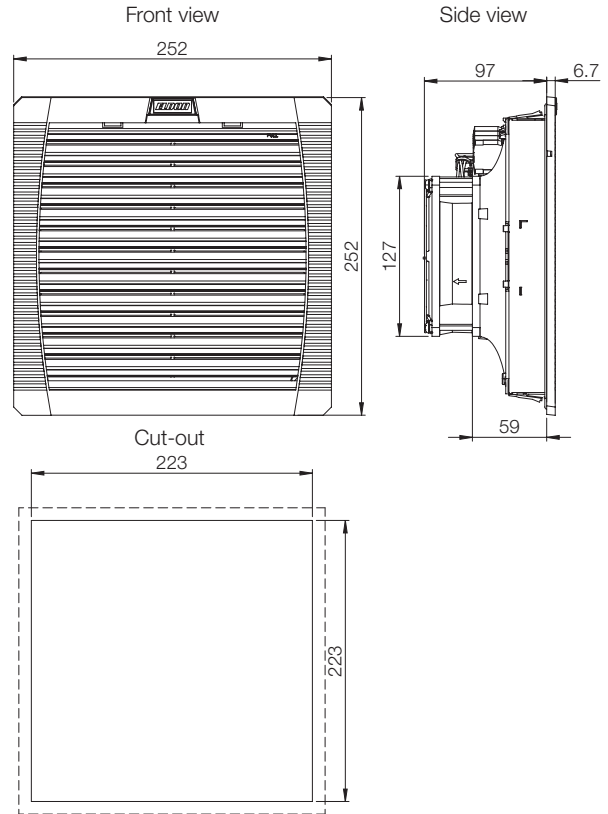
Performance



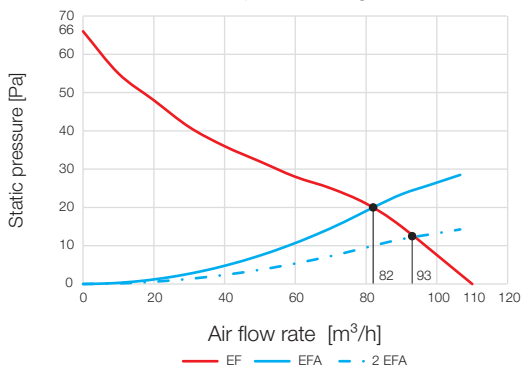
EF220R5 / EFA220R5



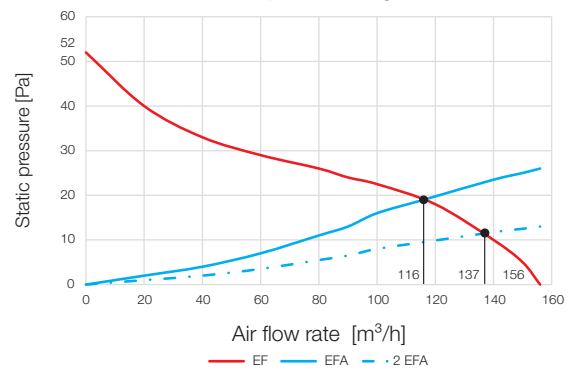
EF250R5 / EFA250R5



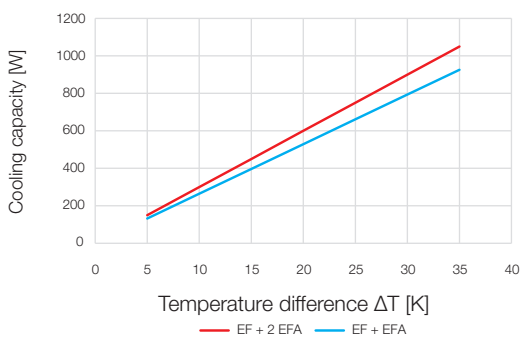
Static pressure diagram



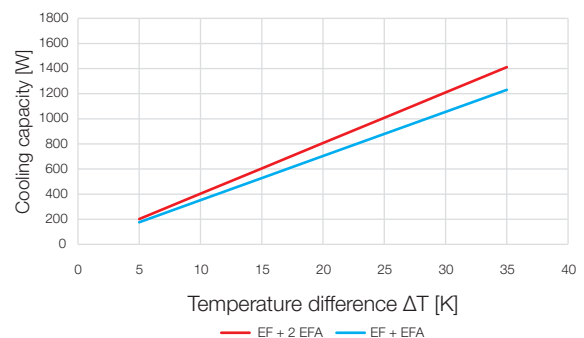
Static pressure diagram



Performance

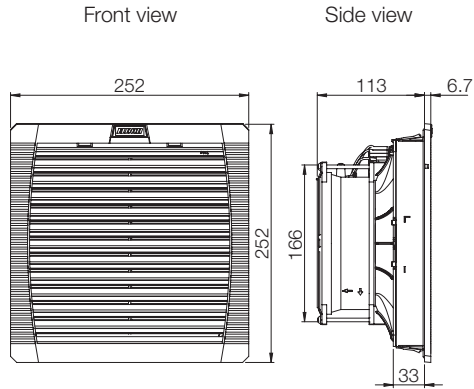


Performance

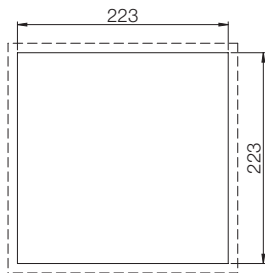


Dimensional drawing | EF/EFA

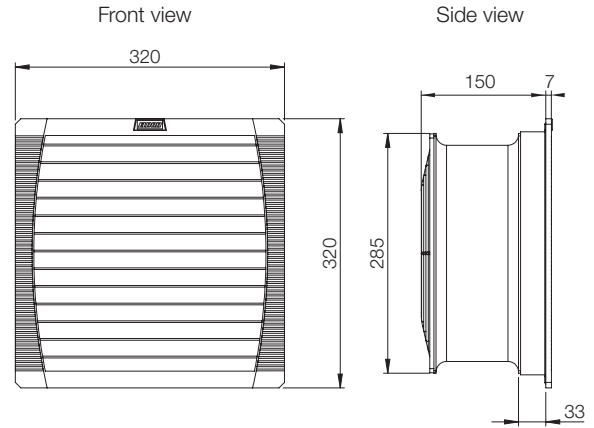
EF300R5 / EFA300R5



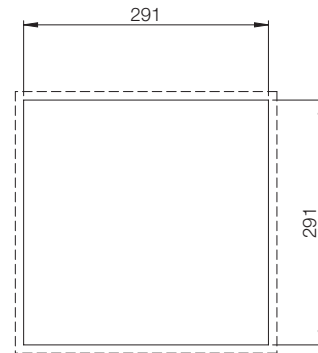
Cut-out



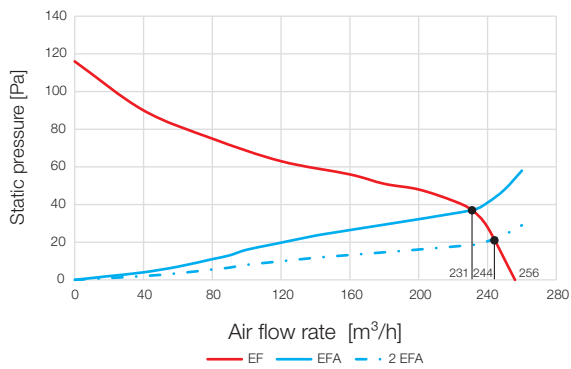
EF500R5 / EFA500R5



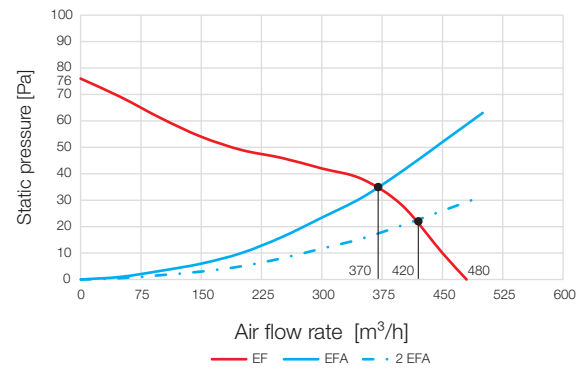
Cut-out



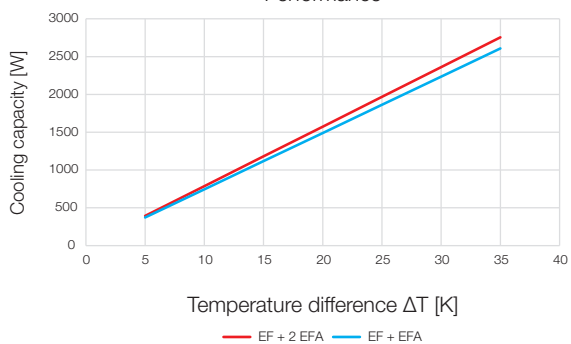
Static pressure diagram



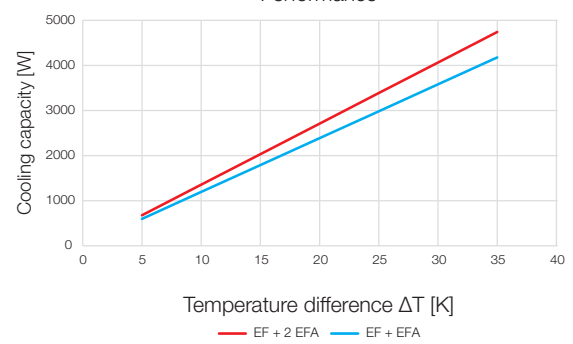
Static pressure diagram



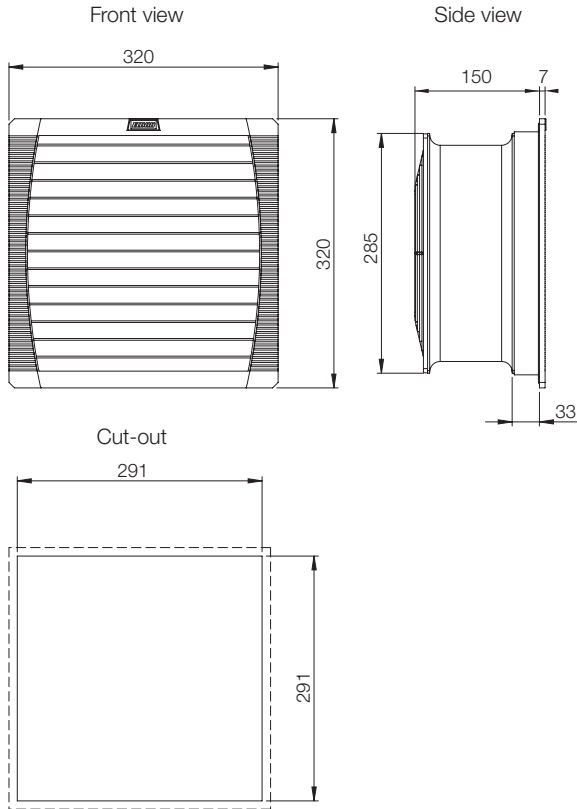
Performance



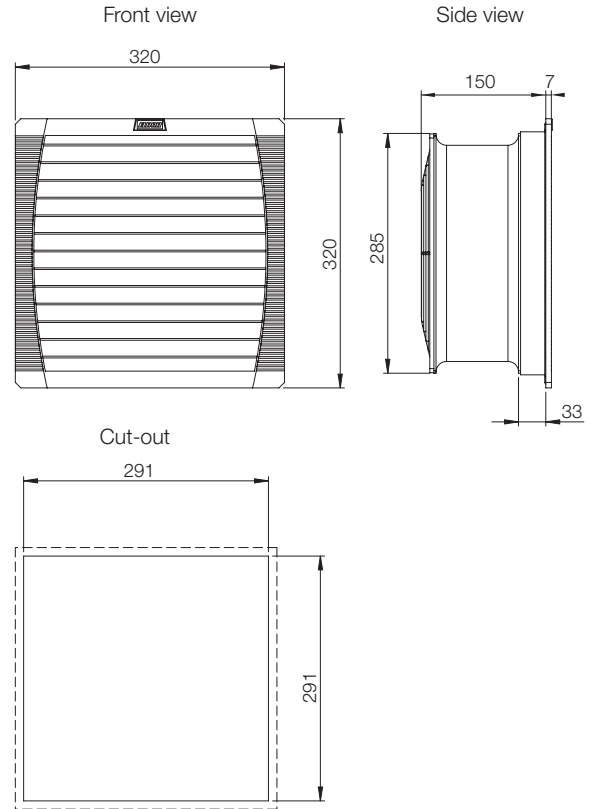
Performance



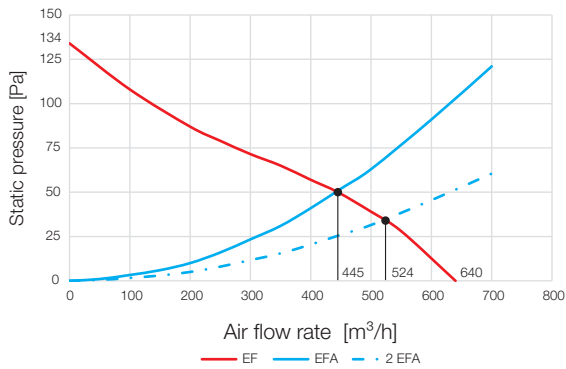
EF600R5 / EFA600R5



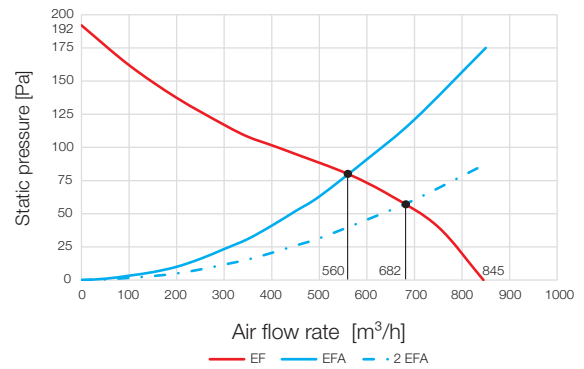
EF700R5 / EFA700R5



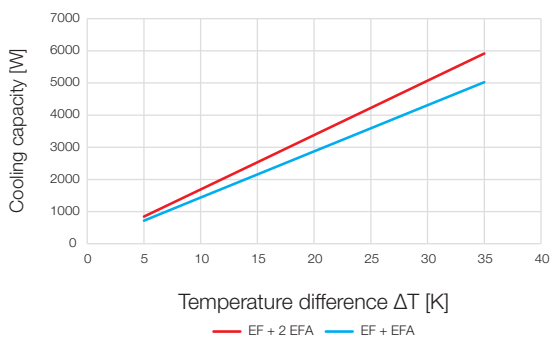
Static pressure diagram



Static pressure diagram



Performance



Performance

