导柱模架

201.26.

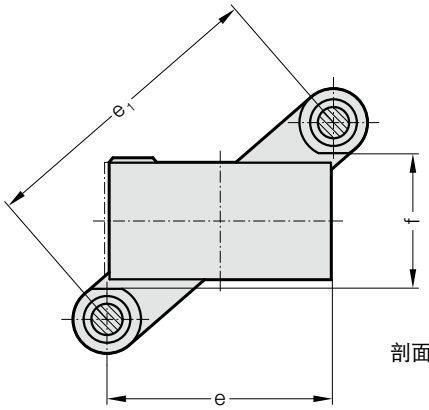

剖面A - A

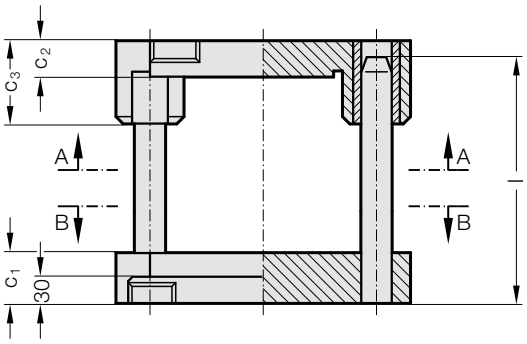

导向方式

碳氮共渗烧结结构　　滚珠导向

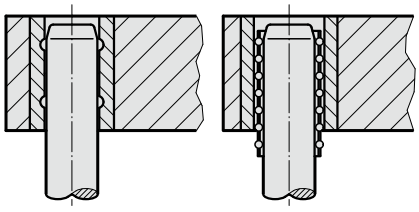

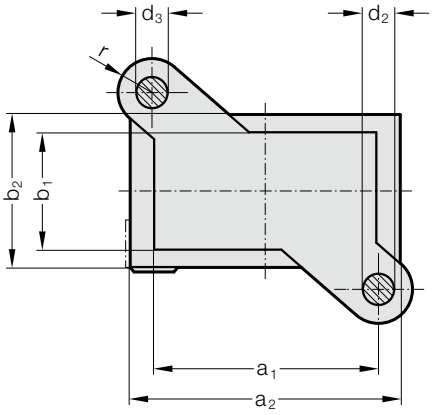

剖面B - B

订购号，第2部分
可选择上部轴颈
带有或不带有螺纹

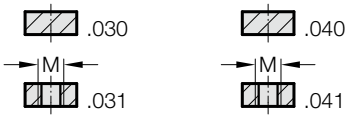

201.26.　　导柱模架

订购编号第 1 部分*	工作面 a_1 x b_1	a_2	b_2	c_1	c_2	c_3	d_2	d_3	e	e_1	f	l	r	M
201.26.125.100.□□□.□□	125 x 100	165	140	50	40	90	25	24	125	206	110	160 - 500	30	24x1.5
201.26.160.100.□□□.□□	160 x 100	200	140	50	40	90	25	24	160	229	110	160 - 500	30	24x1.5
201.26.160.125.□□□.□□	160 x 125	200	165	56	40	90	32	30	160	259	139	180 - 500	37	24x1.5
201.26.200.125.□□□.□□	200 x 125	240	165	56	40	90	32	30	200	286	139	180 - 500	37	24x1.5
201.26.200.160.□□□.□□	200 x 160	240	200	56	50	100	32	30	200	312	174	200 - 500	37	30x2

*订购编号第 2 部分 = 补充导向类型和导向柱型号/长度

☞ 订购示例参见 A 章的开头铸造立柱式支架

保留更改的权利