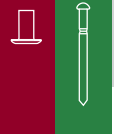


# Sealed Blind Rivet CERTO® Series 10.902



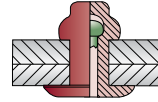
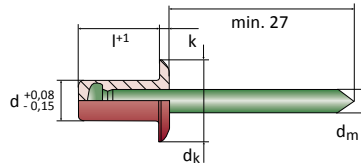
Aluminium / Stainless Steel

Dome Head <  
closed <

DIN EN ISO 15973



EN AW - 5019 [AlMg5]



d	l +1		No.		
<b>3,2</b>	6,5	0,5 - 2,0	10.902.032.065	500	
	8,0	1,5 - 3,5	10.902.032.080	500	
	9,5	3,0 - 5,0	10.902.032.095	500	
	11,0	4,5 - 6,5	10.902.032.110	500	
	12,5	6,0 - 8,0	10.902.032.125	500	
<b>dk</b> 6,0 ±0,3	<b>dm</b> 1,7	<b>k</b> 1,1 ±0,15			
<b>4,0</b>	8,0	0,5 - 3,5	10.902.040.080	500	
	9,5	3,0 - 5,0	10.902.040.095	500	
	11,0	4,5 - 6,5	10.902.040.110	500	
	12,5	6,0 - 8,0	10.902.040.125	500	
<b>dk</b> 8,0 ±0,4	<b>dm</b> 2,2	<b>k</b> 1,3 ±0,2			

d	l +1		No.		
<b>4,8</b>	8,0	0,5 - 3,5	10.902.048.080	500	
	9,5	3,0 - 5,0	10.902.048.095	500	
	11,0	4,5 - 6,5	10.902.048.110	500	
	12,5	6,0 - 8,0	10.902.048.125	500	
	14,0	7,5 - 9,5	10.902.048.140	500	
	16,0	9,0 - 11,0	10.902.048.160	500	
	18,0	10,5 - 13,0	10.902.048.180	500	
21,0	12,5 - 16,0	10.902.048.210	500		
<b>dk</b> 9,5 ±0,4	<b>dm</b> 2,7	<b>k</b> 1,5 ±0,2			