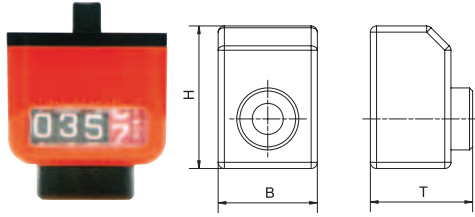



Position indicator

To keep downtime to a minimum and make adjustments quickly and precisely, the indicator is used to create reproducible values. These can be shipped from stock for almost any linear unit in the matching pitch, in the required counting and viewing direction and in a variety of colors.



- Plastic digital indicator for adjustment and direct reading of slide position
- 4-digit counter (red digit indicates tenths))
- Can be combined with hand clamps and hand wheels
- Reduction sleeves included

Installation options



Dimensions [mm]

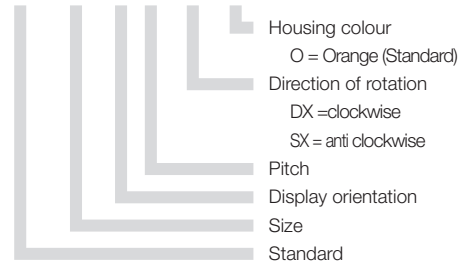
Pitch	for lead screw	Display after 1 rotation	Type
1,25	M8 x 1.25	001.25	P1
1,5	TR8x1.5	001.5	P1
2	TR 10 x 2	002.0	P3
3	TR 10 x 3; TR 12 x 3	003.0	P3
4	TR 18 x 4; TR 14 x 4	004.0	P3
5	TR 24 x 5 TR26x5	005.0 005.0	P3 P6
6	TR30x6	006.0	P6
12	10 x 12	012.0	P3
15	8x15	015.0	P1
50	10 x 50	005.0	P3
100	18 x 100	001.0	P3

The pitch depends on the lead screw used.



Order key

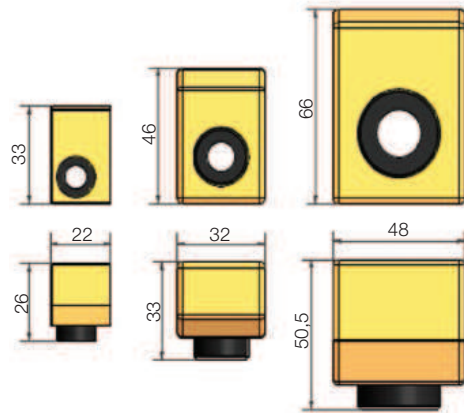
SHT-P3-A-2-DX-O



Display orientation



- A*** * Standard
- B (optional)** for vertical fitting position: display turned 180



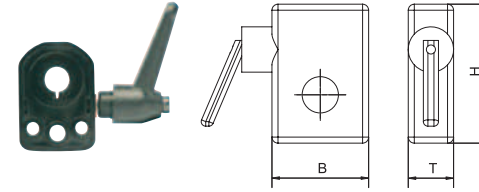
P1 SLW-0630
SHTP-01-06

P3 all other
linear tables

P6 SHTC-40
SHTC-50

Lead screw clamp

Linear modules with trapezoidal threads are equipped with a self locking mechanism. Many applications call for an additional clamping option as an additional safeguard against unintentional movement.



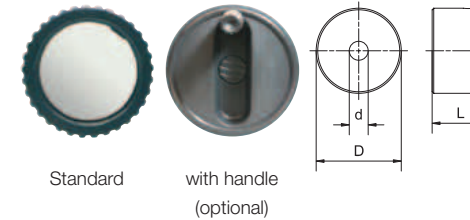
- Shaft clamping flange for attachment to the position indicator and subsequent mounting on the lead screw
- Provides a mechanical brake to the lead screw
- Material: plastic housing with aluminum shaft clamp
- Colour: black

Dimensions [mm]

Part number	SHT-HK-12	SHT-HK-16	SHT-HK-20	SHT-HK-30
Lead screw	10	14	18	24
Dimensions (B x H x T)	32 x 46 x 15	32 x 46 x 15	32 x 46 x 15	32 x 46 x 15

Hand wheel

We have an extensive selection of hand-wheels available to ship from stock for the most varied requirements. These range from small compact sizes up to ø 125 with/without grips, and in various configurations.

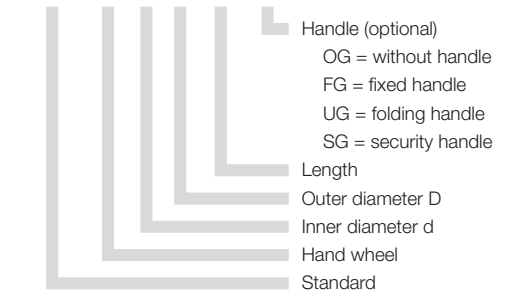


- Hand wheel: defined standard for complete systems
- Different handles available
- Different diameters available



Order key

SHT-HR-8-27-17-OG



Dimensions [mm]

d	D	L	OG	FG	UG	SG*
4	22	15	●			
5	22	15	●			
8	27	17	●	-	-	-
10	27	17	●	-	-	-
12	42	23	●	-	-	-
14	42	23	●	-	-	-
6	50	52	-	●	-	-

d	D	L	OG	FG	UG	SG*
8	80	75	-	●	●	●
10	80	75	-	●	●	●
12	80	75	-	●	●	●
12	125	109	-	●	●	●
14	125	109	-	●	●	●
16	120	109	-	●	●	●
20	120	109	-	●	●	●

* The automatic panning will return on release

