





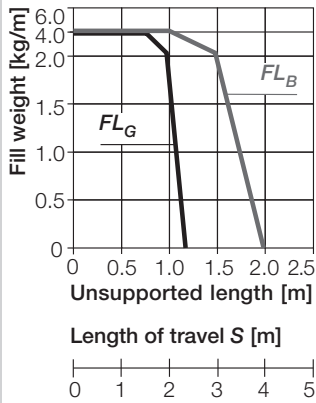
igus® E-ChainSystems®

Phone +49- (0) 22 03-96 49-800  
Fax +49- (0) 22 03-96 49-222

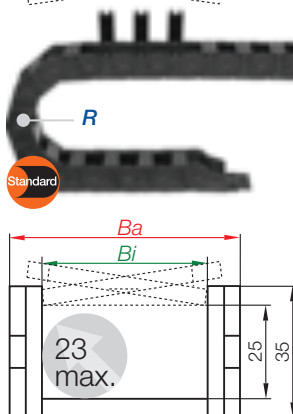
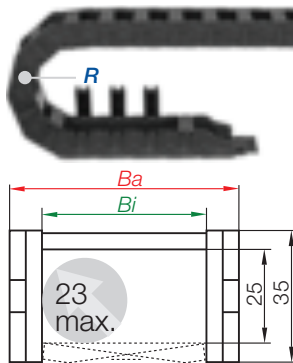
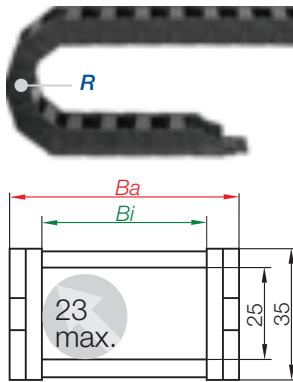
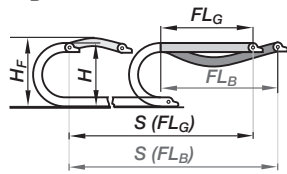
igus® GmbH  
51147 Cologne



- 1 Double stop dog for long unsupported length
- 2 Snap-open, hinged to left or right, accessible from the top
- 3 Integrated strain relief possible
- 4 Large pins for long service life
- 5 Lateral glide surfaces for side-mounted operation
- 6 Tapered insertion point for easy assembly
- 7 Cable-friendly, smooth interior with modular interior separation
- 8 Dirt-repellent, contoured exterior
- 9 Series 240 snap-open along inner radius can be combined with Series 250 snap-open along outer radius



Unsupported length  
 $FL_G$  = with straight upper run  
 $FL_B$  = with permitted sag



### Series 200 - non snap-open

Part No.	$B_i$ [mm]	$B_a$ [mm]	$R$ [mm] Bending Radii
200.02.□.0	25	41	055 075 100
200.03.□.0	38	54	125 150 175
200.05.□.0	57	73	200 225 250
200.07.□.0	77	93	Radii for all widths!
200.09.□.0	90	106	
200.10.□.0	103	119	
200.12.□.0	125	141	

Supplement Part No. with required radius. Example: 200.10.100.0  
 Bending radii listed above can be combined with every chain width!

### Series 240 - snap-open along inner radius

Part No.	$B_i$ [mm]	$B_a$ [mm]	$R$ [mm] Bending Radii
240.02.□.0	25	41	055 075 100
240.03.□.0	38	54	125 150 175
240.05.□.0	57	73	200 225 250
240.07.□.0	77	93	Radii for all widths!
240.09.□.0	90	106	
240.10.□.0	103	119	
240.12.□.0	125	141	

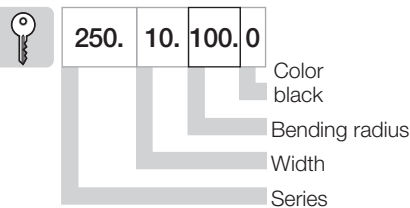
Supplement Part No. with required radius. Example: 240.10.100.0  
 Bending radii listed above can be combined with every chain width!

### Series 250 - snap-open along outer radius

Part No.	$B_i$ [mm]	$B_a$ [mm]	$R$ [mm] Bending Radii
250.02.□.0	25	41	055 075 100
250.03.□.0	38	54	125 150 175
250.05.□.0	57	73	200 225 250
250.07.□.0	77	93	Radii for all widths!
250.09.□.0	90	106	
250.10.□.0	103	119	
250.12.□.0	125	141	

Supplement Part No. with required radius. Example: 250.10.100.0  
 Bending radii listed above can be combined with every chain width!

#### Part No. structure



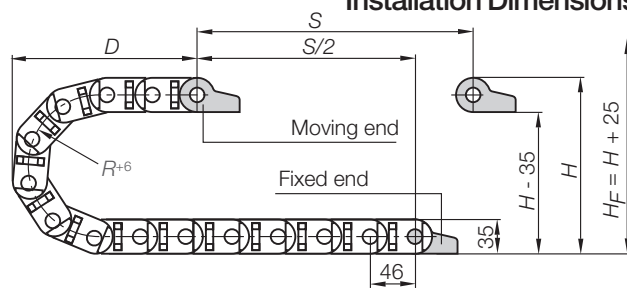
**Order example 2,0 m complete E-Chain®**  
 (indicate chain-lengths or number of links)  
 2,0 m (44 links) **Series 250.10.100.0**  
 + 2 separators **211** assembled each 2<sup>nd</sup> link  
 + 1 set mounting brackets + tiwrap plates **2100.34.PZB**

Pitch = 46 mm    Links per m = 22    Chain length =  $S/2 + K$

R	055	075	100	125	150	175	200	225	250
H <sup>+4</sup>	145	185	235	285	335	385	435	485	535
D	125	150	170	195	220	245	270	295	320
K	276	346	414	496	578	660	742	814	920

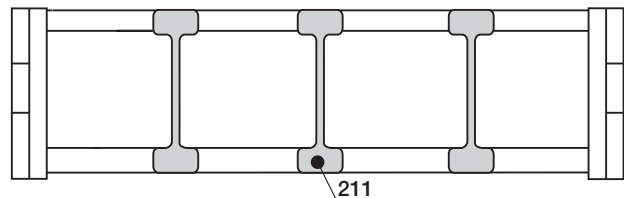
The required clearance height is  $H_F = H + 25$  mm (with 1,5 kg/m fill weight). Please consult igus® if space is particularly restricted.

### Installation Dimensions



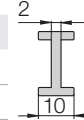
25

E2 medium classic  
Inner height: 25 mm



#### Vertical separator

unassembled	201
assembled	211



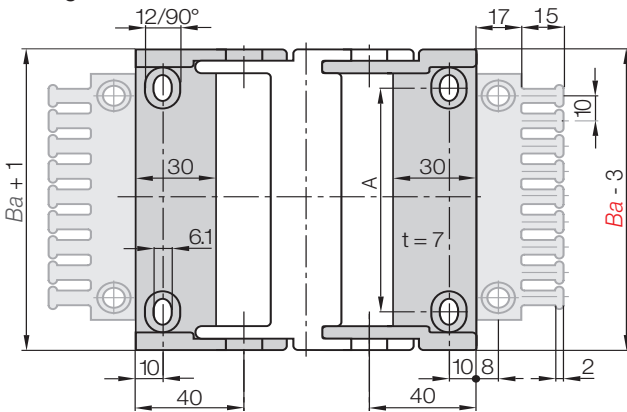
### Interior Separation

Full program ▶ page 5.106

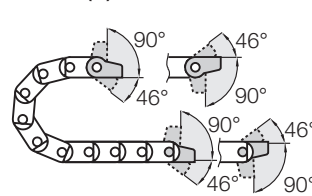


2...3.PZ(B)  
Moving end

2...4.PZ(B)  
Fixed end




Moving end (with bore)  
2...3.PZ(B)



2...4.PZ(B)  
Fixed end (with pin)

### Mounting Brackets



Polymer pivoting, with or without strain relief tiewrap plates

For E-Chain®	Part No. full set with tiewrap plate	Part No. with tiewrap plate + 10 cable tiewraps	Part No. full set without tiewrap plate	Dimension A [mm]
200/240/250.02. ▶	2020.34.PZB	2020.34.PZBK1	2020.34.PZ	12
200/240/250.03. ▶	2030.34.PZB	2030.34.PZBK1	2030.34.PZ	25
200/240/250.05. ▶	2050.34.PZB	2050.34.PZBK1	2050.34.PZ	44
200/240/250.07. ▶	2070.34.PZB	2070.34.PZBK1	2070.34.PZ	64
200/240/250.09. ▶	2090.34.PZB	2090.34.PZBK1	2090.34.PZ	77
200/240/250.10. ▶	2100.34.PZB	2100.34.PZBK1	2100.34.PZ	90
200/240/250.12. ▶	2125.34.PZB	2125.34.PZBK1	2125.34.PZ	112

Tiewrap plates are possible at the moving end and/or the fixed end!

#### Part No. structure

2020.34.PZ B

Full set with tiewrap plate  
Full set without tiewrap plate

Full set, for both ends:

2020.34.PZB (+ tiewrap plates)

Single-part order:

2020.3.PZB (+ tiewrap plates)

Mounting bracket with bore

2020.4.PZB (+ tiewrap plates)

Mounting bracket with pin



Interior separation with full-width shelves and shelves possible



Polymer mounting bracket, locking



KMA mounting bracket available with C-profile



Steel mounting bracket available

### Additional Features

For more features ▶ see link below



chapter 9

chapter 10