


For new constructions:
Series "E4/00"
380/390/R780 ▶ page 7.32

Series 38 · 39 · R78 "E4/0"



igus® E-ChainSystems®



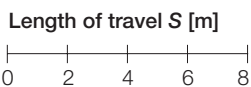
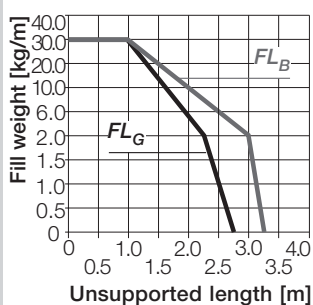
- ① Crossbars are removable along both radii
- ② Mounting brackets available both locking and pivoting
- ③ Closed and open styles can be combined
- ④ E-Tube: hinged snap-open removable lids
- ⑤ KMA mounting brackets with attachment points on all sides
- ⑥ Optimized glide pads
- ⑦ Large, rounded crossbars for long cable life
- ⑧ Integrated strain relief possible

Price index



Phone +49- (0) 22 03-96 49-800
Fax +49- (0) 22 03-96 49-222

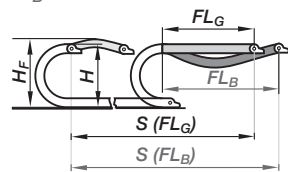
igus® GmbH
51147 Cologne




Unsupported length

FL_G = with straight upper run

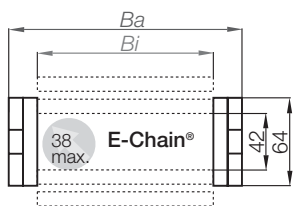
FL_B = with permitted sag



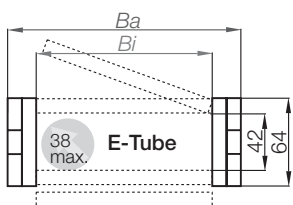
Series 38 crossbars every link



Series 39 crossbars every 2nd link



Series R78 fully enclosed E-Tube



Part No.	B_i [mm]	B_a [mm]	R [mm] Bending Radii
38/39/78.05. ... □.0*	50	77	75** 100** 115**
38/39.06. □.0	68	95	125 150 170
38/39/78.07. ... □.0	75	102	200 215 250
38/39.087. □.0	87	115	300 350
38/39/78.10. ... □.0	100	127	
38/39/78.11. ... □.0	108	135	
38/39.112. □.0	112	140	
38/39/78.12. ... □.0	125	152	
38/39.137. □.0	137	165	
38/39/78.15. ... □.0	150	177	
38/39.162. □.0	162	190	
38/39/78.17. ... □.0	168	195	
38/39.18. □.0	175	202	
38/39.187. □.0	187	215	
38/39/78.20. ... □.0	200	227	
38/39.212. □.0	212	240	
38/39.23. □.0	225	252	
38/39.237. □.0	237	265	
38/39/78.25. ... □.0	250	277	
38/39.262. □.0	262	290	
38/39.28. □.0	275	302	
38/39.29. □.0	287	315	
38/39/78.30. ... □.0	300	327	
38/39.312. □.0	312	340	
38/39.325. □.0	325	352	
38/39.337. □.0	337	365	
38/39.350. □.0	350	377	
38/39.362. □.0	362	390	
38/39.375. □.0	375	403	
38/39.387. □.0	387	415	
38/39.400. □.0	400	427	

Radii for all widths!

* Removable lid only, no hinged option

** Not available for R78

Part No. structure



38. 07. 150.0

- Color black
- Bending radius
- Width
- Series



Order example 5,0 m complete E-Chain®

(Indicate chain-lengths or number of links)

5,0 m (75 links) **Series 38.07.150.0**

+ 2 separators **381** assembled each 2nd link

+ 1 set mounting brackets with C-profile **380.07.12C**

Supplement Part No. with required radius. Example: 38.07.150.0

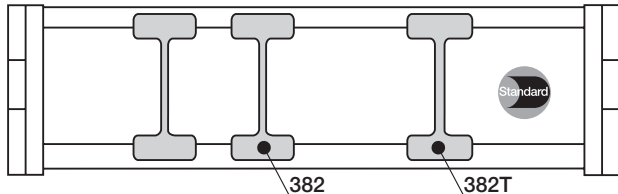
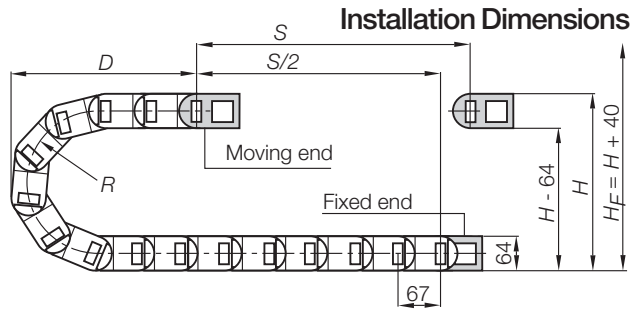
Bending radii listed above can be combined with every chain width!

Series 38 · 39 · R78 "E4/0"

Pitch = 67 mm Links per m = 15 Chain length = $S/2 + K$

R	075	100	115	125	150	170	200	215	250	300	350
H+25	215	265	295	315	365	405	465	495	565	665	765
D	174	199	214	224	249	269	299	314	349	399	449
K	370	450	500	530	610	670	765	810	920	1080	1235

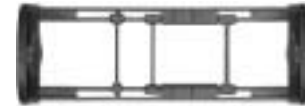
The required clearance height is $H_F = H + 40$ mm (with 2,0 kg/m fill weight). Please consult igus® if space is particularly restricted.



Vert. Separator (chain)	
unassembled	381
assembled	382
Vert. Separator (tube)	
unassembled	381T
assembled	382T

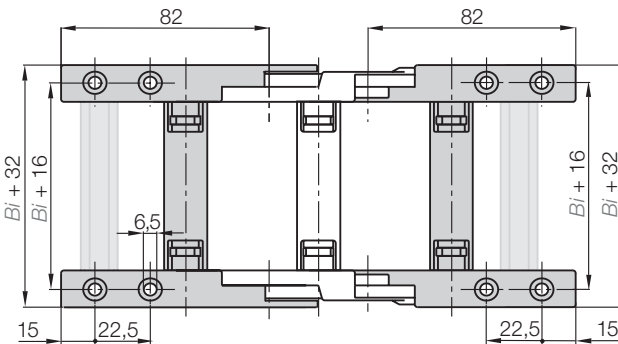
Interior Separation

(the complete range ▶ 7.32)

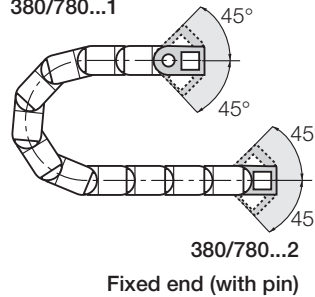


380/780...1
Moving end


380/780...2
Fixed end



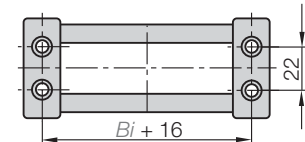
Moving end (with bore)
380/780...1



Mounting Brackets



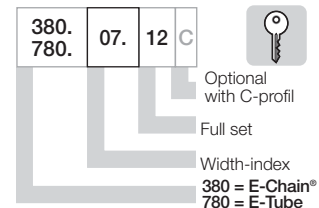
KMA pivoting - attachment with socket head cap bolt M6 DIN 912-8.8



For E-Chain®	Part No. full set	B_i
width-index	optional with C-profile	[mm]
.05.	▶ 380/780.05.12 C	50
.06.	▶ 380/780.06.12 C	68
.07.	▶ 380/780.07.12 C	75
.087.	▶ 380/780.087.12 C	87
.10.	▶ 380/780.10.12 C	100
.11.	▶ 380/780.11.12 C	108
.112.	▶ 380/780.112.12 C	112
.12.	▶ 380/780.12.12 C	125
.137.	▶ 380/780.137.12 C	137
.15.	▶ 380/780.15.12 C	150
.162.	▶ 380/780.162.12 C	162
.17.	▶ 380/780.17.12 C	168
.18.	▶ 380/780.18.12 C	175
.187.	▶ 380/780.187.12 C	187
.20.	▶ 380/780.20.12 C	200
.212.	▶ 380/780.212.12 C	212

For E-Chain®	Part No. full set	B_i
width-index	optional with C-profile	[mm]
.23.	▶ 380/780.23.12 C	225
.237.	▶ 380/780.237.12 C	237
.25.	▶ 380/780.25.12 C	250
.262.	▶ 380/780.262.12 C	262
.28.	▶ 380/780.28.12 C	275
.29.	▶ 380/780.29.12 C	287
.30.	▶ 380/780.30.12 C	300
.312.	▶ 380/780.312.12 C	312
.325.	▶ 380/780.325.12 C	325
.337.	▶ 380/780.337.12 C	337
.350.	▶ 380/780.350.12 C	350
.362.	▶ 380/780.362.12 C	362
.375.	▶ 380/780.375.12 C	375
.387.	▶ 380/780.387.12 C	387
.400.	▶ 380/780.400.12 C	400

Part No. structure



Full set, for both ends:

380.07. 12

Single-part order:

380.07. 1

Mounting bracket with bore

380.07. 2

Mounting bracket with pin



Various interior separation possible Extension links for very large E-Chains® Extender crossbars for large hoses KMA mounting brackets, locking Steel mounting brackets, locking

Additional Features

For more features ▶ see link below



E4/0
Inner height: 42 mm

Phone +49- (0) 22 03-96 49-800
Fax +49- (0) 22 03-96 49-222



▶ chapter 9