


For new constructions:
Series "E4/4"
5050/5150/R9850 ▶ page 7.116

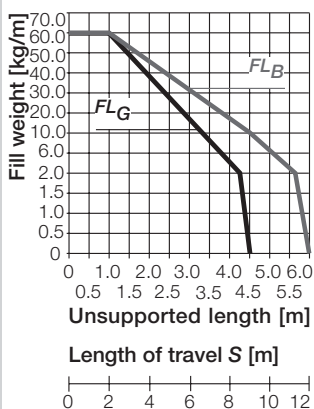
Series 50 · 51 · R98 "E4/0"



Price index



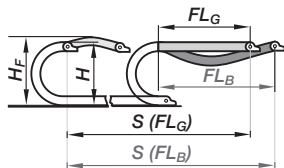
- ❶ Crossbars are removable along both radii
- ❷ Closed and open styles can be combined
- ❸ Integrated strain relief possible
- ❹ E-Tube: hinged snap-open removable lids
- ❺ Removable lids along inner radius
- ❻ Mounting brackets available both locking and pivoting
- ❼ KMA mounting brackets with attachment points on all sides



Unsupported length

FL_G = with straight upper run

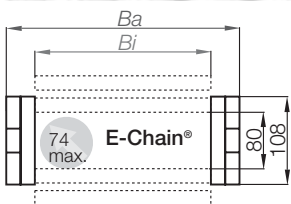

FL_B = with permitted sag



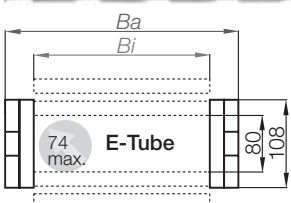
Series 50 crossbars every link



Series 51 crossbars every 2nd link



Series R98 fully enclosed E-Tube



Part No.	B_i [mm]	B_a [mm]	R [mm] Bending Radii
50/51.05.	50	100	150** 200 250
50/51.06.	65	115	300 350 400
50/51/98.07.	75	125	500 550 600
50/51/98.10.	100	150	650 1000
50/51.11.	112	163	
50/51/98.12.	125	175	
50/51.13.	137	188	
50/51/98.15.	150	200	
50/51.16.	162	213	
50/51.17.	175	225	
50/51.18.	187	238	
50/51/98.20.	200	250	
50/51.21.	212	263	
50/51.22.	225	275	
50/51.23.	237	288	
50/51/98.25.	250	300	
50/51.26.	262	313	
50/51/98.27.	275	325	
50/51.28.	287	338	
50/51/98.30.	300	350	
50/51.31.	312	363	
50/51.32.	325	375	
50/51.33.	337	388	
50/51/98.35.	350	400	
50/51.36.	362	413	
50/51.37.	375	425	
50/51.38.	387	438	
50/51/98.40.	400	450	
50/51.41.	412	463	
50/51.42.	425	475	
50/51.43.	437	488	
50/51.45.	450	500	
50/51/98.46.	462	513	
50/51.47.	475	525	
50/51.48.	487	538	
50/51.50.	500	550	
50/51.51.	512	563	
50/51.52.	525	575	
50/51.53.	537	588	
50/51.55.	550	600	
50/51.60.	600	650	

Radii for all widths!

* Removable lid only, no hinged option
** Not available for R98

Supplement Part No. with required radius. Example: 50.25.250.0
Bending radii listed above can be combined with every chain width!

Part No. structure



Color black
Bending radius
Width
Series

Order example 5,0 m complete E-Chain® (Indicate chain-lengths or number of links)

- 5,0 m (55 links) **Series 50.25.250.0**
- + 2 separators **511** assembled each 2nd link
- + 1 set mounting brackets with C-profile **500.25.12C**

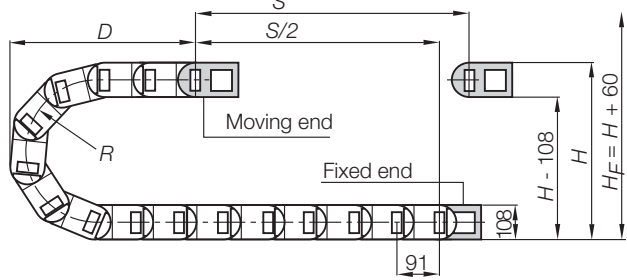
Series 50 · 51 · R98 "E4/0"

Pitch = 91 mm Links per m = 11 Chain length = $S/2 + K$

R	150	200	250	300	350	400	500	550	600	650	1000
H+25	410	510	610	710	810	910	1110	1210	1310	1410	2110
D	300	350	400	450	500	550	650	700	750	800	1150
K	750	900	1050	1225	1375	1450	1675	1850	2150	2250	3350

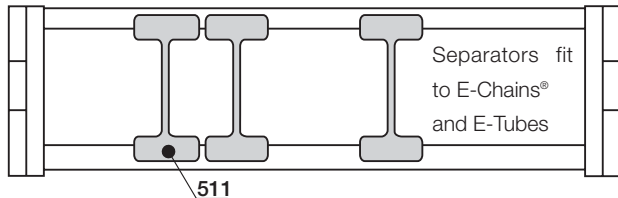
The required clearance height is $H_F = H + 60$ mm (with 3,0 kg/m fill weight). Please consult igus® if space is particularly restricted.

Installation Dimensions



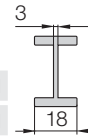
80

Inner height: 80 mm



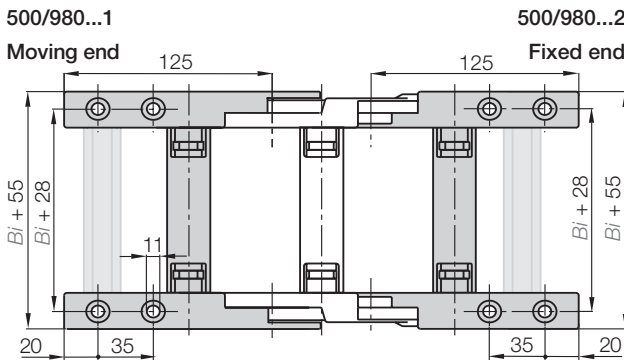
Vertical Separator

unassembled	501
assembled	511



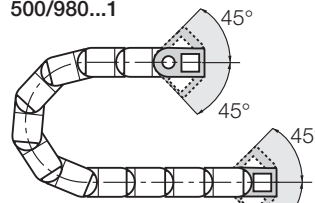
Interior Separation

(the complete range ▶ 7.116)




Moving end (with bore)

500/980...1



500/980...2
Fixed end (with pin)

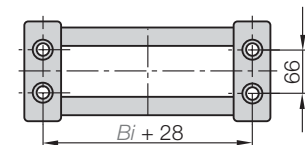
Mounting Brackets



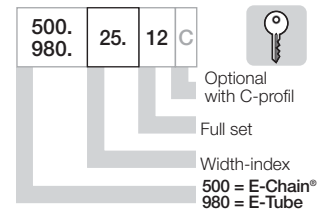
KMA pivoting - attachment with socket head cap bolt M8 DIN 912-8.8

For E-Chain®	Part No. full set	Bi
width-index	optional with C-profile	[mm]
.05.	500/980.05.12 C	50
.06.	500/980.06.12 C	65
.07.	500/980.07.12 C	75
.10.	500/980.10.12 C	100
.11.	500/980.11.12 C	112
.12.	500/980.12.12 C	125
.13.	500/980.13.12 C	137
.15.	500/980.15.12 C	150
.16.	500/980.16.12 C	162
.17.	500/980.17.12 C	175
.18.	500/980.18.12 C	187
.20.	500/980.20.12 C	200
.21.	500/980.21.12 C	212
.22.	500/980.22.12 C	225
.23.	500/980.23.12 C	237
.25.	500/980.25.12 C	250
.26.	500/980.26.12 C	262
.27.	500/980.27.12 C	275
.28.	500/980.28.12 C	287
.30.	500/980.30.12 C	300
.31.	500/980.31.12 C	312

For E-Chain®	Part No. full set	Bi
width-index	optional with C-profile	[mm]
.32.	500/980.32.12 C	325
.33.	500/980.33.12 C	337
.35.	500/980.35.12 C	350
.36.	500/980.36.12 C	362
.37.	500/980.37.12 C	375
.38.	500/980.38.12 C	387
.40.	500/980.40.12 C	400
.41.	500/980.41.12 C	412
.42.	500/980.42.12 C	425
.43.	500/980.43.12 C	437
.45.	500/980.45.12 C	450
.46.	500/980.46.12 C	462
.47.	500/980.47.12 C	475
.48.	500/980.48.12 C	487
.50.	500/980.50.12 C	500
.51.	500/980.51.12 C	512
.52.	500/980.52.12 C	525
.53.	500/980.53.12 C	537
.55.	500/980.55.12 C	550
.60.	500/980.60.12 C	600



Part No. structure



Full set, for both ends:

500.25. 12

Single-part order:

500.25. 1

Mounting bracket with bore

500.25. 2

Mounting bracket with pin



Various interior separation possible Extension links for very large E-Chains® Hinged crossbars Extender crossbars for large hoses KMA mounting brackets, locking Steel mounting brackets, locking

Additional Features

For more features ▶ see link below

