


For new constructions:
Series "E4 light"
14040/14140/R18840 ▶ page 7.130

Series 140 · 141 · R188 "E4/light"



igus® E-ChainSystems®



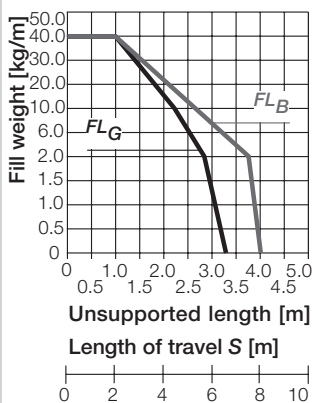
- ❶ Crossbars are removable along both radii
- ❷ E-Tube: hinged snap-open removable lids
- ❸ Closed and open styles can be combined
- ❹ Lateral glide surfaces for side-mounted operation
- ❺ Large, rounded crossbars for long cable life
- ❻ Removable lids along inner radius
- ❼ Mounting brackets available both locking and pivoting
- ❽ KMA mounting brackets with attachment points on all sides
- ❾ Integrated strain relief possible

Price index



Phone +49- (0) 22 03-96 49-800
Fax +49- (0) 22 03-96 49-222

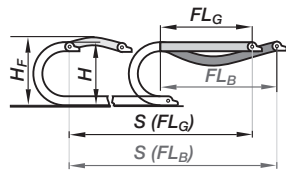
igus® GmbH
51147 Cologne



Unsupported length

FL_G = with straight upper run

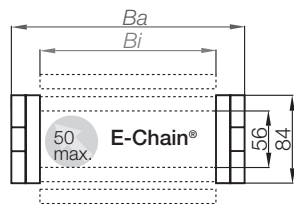
FL_B = with permitted sag



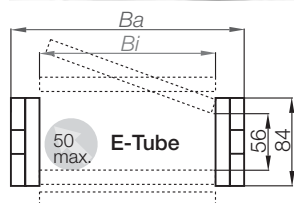
Series 140 crossbars every link



Series 141 crossbars every 2nd link



Series R188 fully enclosed E-Tube



Part No.	B_i [mm]	B_a [mm]	R [mm] Bending Radii
140/141.05.0	50	76	135** 150 175
140/141.06.0	65	91	200 250 300
140/141/188.07.0*	75	101	400 500
140/141/188.10.0	100	126	
140/141.11.0	112	139	
140/141/188.12.0	125	151	
140/141.13.0	137	164	
140/141/188.15.0	150	176	
140/141.16.0	162	189	
140/141.17.0	175	201	
140/141.18.0	187	214	
140/141/188.20.0	200	226	
140/141.21.0	212	239	
140/141.22.0	225	251	
140/141.23.0	237	264	
140/141/188.25.0	250	276	
140/141.26.0	262	289	
140/141.27.0	275	301	
140/141.28.0	287	314	
140/141/188.30.0	300	326	
140/141.31.0	312	339	
140/141.32.0	325	351	
140/141.33.0	337	364	
140/141/188.35.0	350	376	
140/141.36.0	362	389	
140/141.37.0	375	401	
140/141.38.0	387	414	
140/141/188.40.0	400	426	
140/141.41.0	412	439	
140/141.42.0	425	451	
140/141.43.0	437	464	
140/141.45.0	450	476	
140/141/188.46.0	462	489	
140/141.47.0	475	501	
140/141.48.0	487	514	
140/141.50.0	500	526	
140/141.51.0	512	539	
140/141.52.0	525	551	
140/141.53.0	537	564	
140/141.55.0	550	576	
140/141.60.0	600	626	

Radii for all widths!

* Removable lid only, no hinged option

** Not available for R188

Supplement Part No. with required radius. Example: 140.30.300.0
Bending radii listed above can be combined with every tube width!

Part No. structure
140. 30. 300. 0

Color black
Bending radius
Width
Series

Order example 5,0 m complete E-Chain®
(Indicate chain-lengths or number of links)

5,0 m (55 links) **Series 140.30.300.0**

+ 2 separators **411** assembled each 2nd link

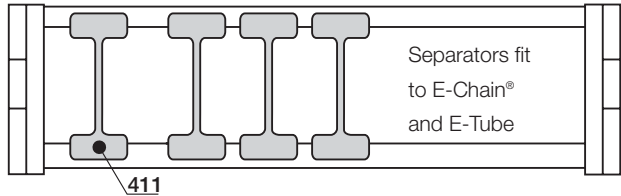
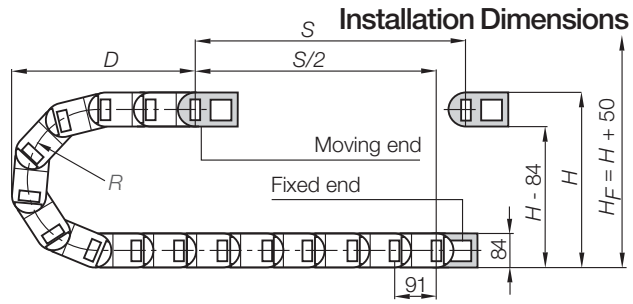
+ 1 set mounting brackets with C-profile **1410.30.12.B.C**

Series 140 · 141 · R188 "E4/light"

Pitch = 91 mm Links per m = 11 Chain length = $S/2 + K$

R	135	150	175	200	250	300	400	500
H+25	360	385	435	485	585	685	885	1085
D	270	285	310	335	385	435	535	635
K	650	750	825	900	1050	1225	1450	1775

The required clearance height is $H_F = H + 50$ mm (with 2,0 kg/m full weight). Please consult igus® if space is particularly restricted.




Vertical Separator

unassembled	401
assembled	411



Interior Separation

(the complete range ▶ 7.130)

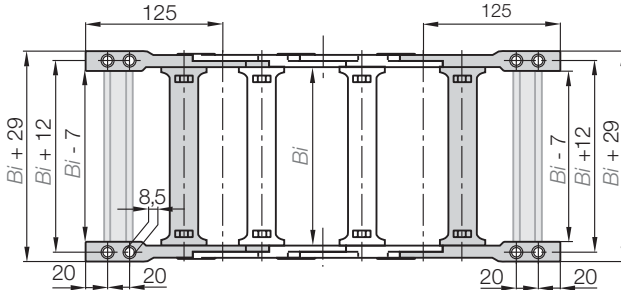


1410/1890...1.B

Moving end

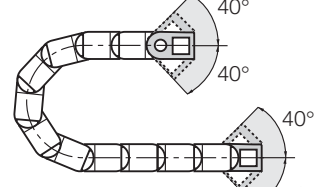
1410/1890...2.B

Fixed end



Moving end (with bore)

1410/1890...1.B



1410/1890...2.B

Fixed end (with pin)

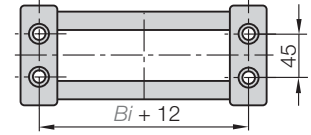
Mounting Brackets



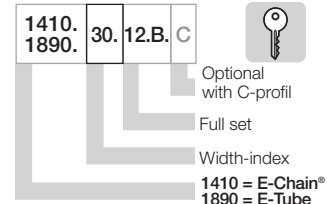
KMA pivoting - attachment with socket head cap bolt M8 DIN 912-8.8

For E-Chain®	Part No. full set	Bi
width-index	optional with C-profile	[mm]
.05.	▶ 1410/1890.05.12.B.C	50
.06.	▶ 1410/1890.06.12.B.C	65
.07.	▶ 1410/1890.07.12.B.C	75
.10.	▶ 1410/1890.10.12.B.C	100
.11.	▶ 1410/1890.11.12.B.C	112
.12.	▶ 1410/1890.12.12.B.C	125
.13.	▶ 1410/1890.13.12.B.C	137
.15.	▶ 1410/1890.15.12.B.C	150
.16.	▶ 1410/1890.16.12.B.C	162
.17.	▶ 1410/1890.17.12.B.C	175
.18.	▶ 1410/1890.18.12.B.C	187
.20.	▶ 1410/1890.20.12.B.C	200
.21.	▶ 1410/1890.21.12.B.C	212
.22.	▶ 1410/1890.22.12.B.C	225
.23.	▶ 1410/1890.23.12.B.C	237
.25.	▶ 1410/1890.25.12.B.C	250
.26.	▶ 1410/1890.26.12.B.C	262
.27.	▶ 1410/1890.27.12.B.C	275
.28.	▶ 1410/1890.28.12.B.C	287
.30.	▶ 1410/1890.30.12.B.C	300
.31.	▶ 1410/1890.31.12.B.C	312

For E-Chain®	Part No. full set	Bi
width-index	optional with C-profile	[mm]
.32.	▶ 1410/1890.32.12.B.C	325
.33.	▶ 1410/1890.33.12.B.C	337
.35.	▶ 1410/1890.35.12.B.C	350
.36.	▶ 1410/1890.36.12.B.C	362
.37.	▶ 1410/1890.37.12.B.C	375
.38.	▶ 1410/1890.38.12.B.C	387
.40.	▶ 1410/1890.40.12.B.C	400
.41.	▶ 1410/1890.41.12.B.C	412
.42.	▶ 1410/1890.42.12.B.C	425
.43.	▶ 1410/1890.43.12.B.C	437
.45.	▶ 1410/1890.45.12.B.C	450
.46.	▶ 1410/1890.46.12.B.C	462
.47.	▶ 1410/1890.47.12.B.C	475
.48.	▶ 1410/1890.48.12.B.C	487
.50.	▶ 1410/1890.50.12.B.C	500
.51.	▶ 1410/1890.51.12.B.C	512
.52.	▶ 1410/1890.52.12.B.C	525
.53.	▶ 1410/1890.53.12.B.C	537
.55.	▶ 1410/1890.55.12.B.C	550
.60.	▶ 1410/1890.60.12.B.C	600



Part No. structure



Full set, for both ends:

1410.30. 12.B.

Single-part order:

1410.30. 1.B.

Mounting bracket with bore

1410.30. 2.B.

Mounting bracket with pin



Various interior separation possible



Extension links for very large E-Chains®



Hinged crossbars for side-mounted E-Chains®



KMA mounting brackets, locking

Additional Features

For more features ▶ see link below



E4/light
Inner height: 56 mm

Phone +49- (0) 22 03-96 49-800
Fax +49- (0) 22 03-96 49-222



▶ chapter 9