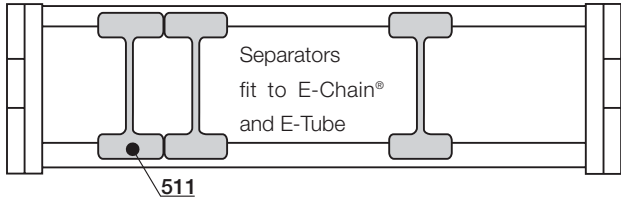
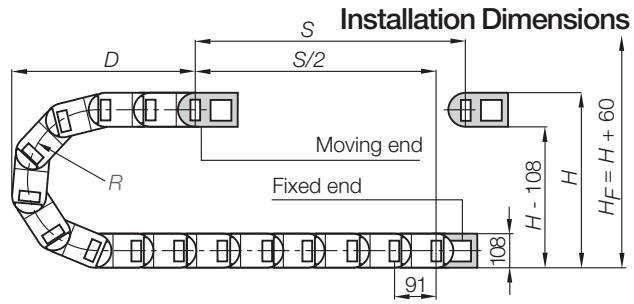


Series 150 · 151 · R198 "E4/light"

Pitch = 91 mm Links per m = 11 Chain length = $S/2 + K$

| | | | | | | | |
|-------------|-----|-----|------|------|------|------|------|
| R | 150 | 200 | 250 | 300 | 350 | 400 | 500 |
| H+25 | 410 | 510 | 610 | 710 | 810 | 910 | 1110 |
| D | 300 | 350 | 400 | 450 | 500 | 550 | 650 |
| K | 750 | 900 | 1050 | 1225 | 1375 | 1450 | 1675 |

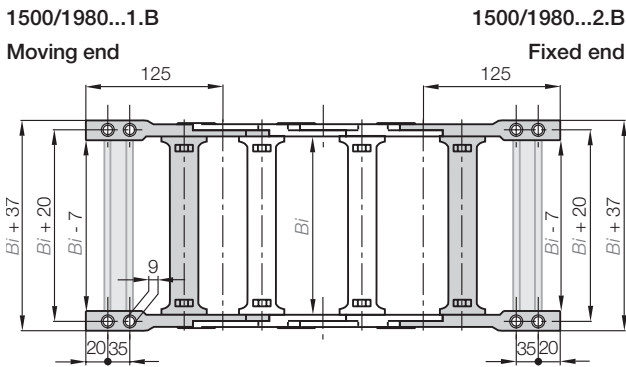
The required clearance height is $H_F = H + 60$ mm (with 3,0 kg/m full weight). Please consult igus® if space is particularly restricted.



Interior Separation
(the complete range ▶ 7.150)

Vertical Separator

| | |
|-------------|-----|
| unassembled | 501 |
| assembled | 511 |



Mounting Brackets

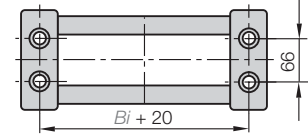
KMA pivoting - attachment with socket head cap bolt M8 DIN 912-8.8

Moving end (with bore) 1500/1980...1.B

Fixed end (with pin) 1500/1980...2.B

| For E-Chain® | Part No. full set | Bi [mm] |
|--------------|-------------------------|---------|
| width-index | optional with C-profile | |
| .05. | 1500/1980.05.12.B.C | 50 |
| .06. | 1500/1980.06.12.B.C | 65 |
| .07. | 1500/1980.07.12.B.C | 75 |
| .10. | 1500/1980.10.12.B.C | 100 |
| .11. | 1500/1980.11.12.B.C | 112 |
| .12. | 1500/1980.12.12.B.C | 125 |
| .13. | 1500/1980.13.12.B.C | 137 |
| .15. | 1500/1980.15.12.B.C | 150 |
| .16. | 1500/1980.16.12.B.C | 162 |
| .17. | 1500/1980.17.12.B.C | 175 |
| .18. | 1500/1980.18.12.B.C | 187 |
| .20. | 1500/1980.20.12.B.C | 200 |
| .21. | 1500/1980.21.12.B.C | 212 |
| .22. | 1500/1980.22.12.B.C | 225 |
| .23. | 1500/1980.23.12.B.C | 237 |
| .25. | 1500/1980.25.12.B.C | 250 |
| .26. | 1500/1980.26.12.B.C | 262 |
| .27. | 1500/1980.27.12.B.C | 275 |
| .28. | 1500/1980.28.12.B.C | 287 |
| .30. | 1500/1980.30.12.B.C | 300 |
| .31. | 1500/1980.31.12.B.C | 312 |

| For E-Chain® | Part No. full set | Bi [mm] |
|--------------|-------------------------|---------|
| width-index | optional with C-profile | |
| .32. | 1500/1980.32.12.B.C | 325 |
| .33. | 1500/1980.33.12.B.C | 337 |
| .35. | 1500/1980.35.12.B.C | 350 |
| .36. | 1500/1980.36.12.B.C | 362 |
| .37. | 1500/1980.37.12.B.C | 375 |
| .38. | 1500/1980.38.12.B.C | 387 |
| .40. | 1500/1980.40.12.B.C | 400 |
| .41. | 1500/1980.41.12.B.C | 412 |
| .42. | 1500/1980.42.12.B.C | 425 |
| .43. | 1500/1980.43.12.B.C | 437 |
| .45. | 1500/1980.45.12.B.C | 450 |
| .46. | 1500/1980.46.12.B.C | 462 |
| .47. | 1500/1980.47.12.B.C | 475 |
| .48. | 1500/1980.48.12.B.C | 487 |
| .50. | 1500/1980.50.12.B.C | 500 |
| .51. | 1500/1980.51.12.B.C | 512 |
| .52. | 1500/1980.52.12.B.C | 525 |
| .53. | 1500/1980.53.12.B.C | 537 |
| .55. | 1500/1980.55.12.B.C | 550 |
| .60. | 1500/1980.60.12.B.C | 600 |



Part No. structure

1500. 05. 12.B. C

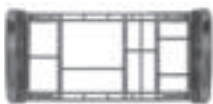
- Optional with C-profile
- Full set
- Width-index: 1500 = E-Chain®, 1980 = E-Tube

Full set, for both ends:
1500.05. 12.B

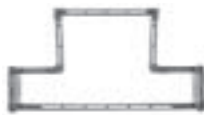
Single-part order:
1500.05. 12.B

Mounting bracket with bore
1500.05. 12.B

Mounting bracket with pin



Various interior separation possible



Extender crossbars for large hoses



KMA mounting brackets, locking



Steel mounting brackets, locking

Additional Features

For more features ▶ see link below



E4/light
Inner height: 80 mm

Phone +49- (0) 22 03-96 49-800
Fax +49- (0) 22 03-96 49-222



▶ chapter 9