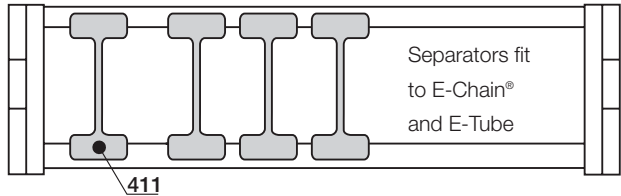
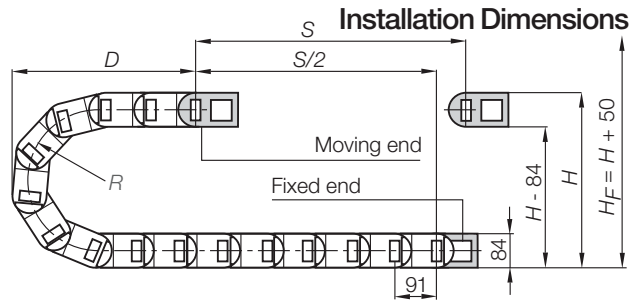


Series 140 · 141 · R188 "E4/light"

Pitch = 91 mm Links per m = 11 Chain length = $\frac{S}{2} + K$

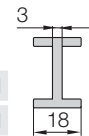
R	135	150	175	200	250	300	400	500
H+25	360	385	435	485	585	685	885	1085
D	270	285	310	335	385	435	535	635
K	650	750	825	900	1050	1225	1450	1775

The required clearance height is $H_F = H + 50$ mm (with 2,0 kg/m fill weight). Please consult igus® if space is particularly restricted.



Vertical Separator

unassembled	401
assembled	411



Interior Separation

(the complete range ▶ 7.130)

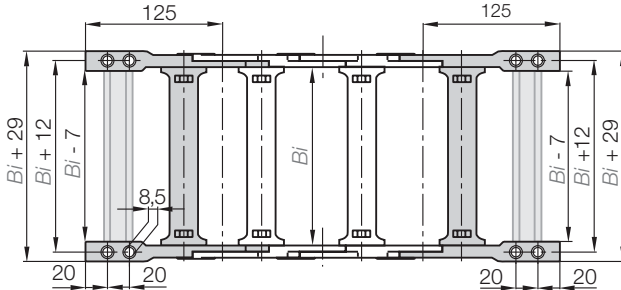


1410/1890...1.B

Moving end

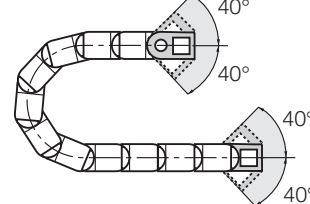
1410/1890...2.B

Fixed end



Moving end (with bore)

1410/1890...1.B



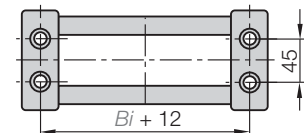
1410/1890...2.B

Fixed end (with pin)

Mounting Brackets



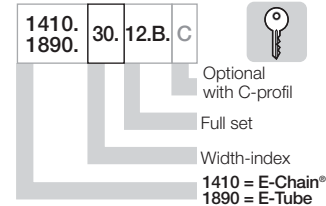
KMA pivoting - attachment with socket head cap bolt M8 DIN 912-8.8



For E-Chain®	Part No. full set	B_i
width-index	optional with C-profile	[mm]
.05.	▶ 1410/1890.05.12.B.	50
.06.	▶ 1410/1890.06.12.B.	65
.07.	▶ 1410/1890.07.12.B.	75
.10.	▶ 1410/1890.10.12.B.	100
.11.	▶ 1410/1890.11.12.B.	112
.12.	▶ 1410/1890.12.12.B.	125
.13.	▶ 1410/1890.13.12.B.	137
.15.	▶ 1410/1890.15.12.B.	150
.16.	▶ 1410/1890.16.12.B.	162
.17.	▶ 1410/1890.17.12.B.	175
.18.	▶ 1410/1890.18.12.B.	187
.20.	▶ 1410/1890.20.12.B.	200
.21.	▶ 1410/1890.21.12.B.	212
.22.	▶ 1410/1890.22.12.B.	225
.23.	▶ 1410/1890.23.12.B.	237
.25.	▶ 1410/1890.25.12.B.	250
.26.	▶ 1410/1890.26.12.B.	262
.27.	▶ 1410/1890.27.12.B.	275
.28.	▶ 1410/1890.28.12.B.	287
.30.	▶ 1410/1890.30.12.B.	300
.31.	▶ 1410/1890.31.12.B.	312

For E-Chain®	Part No. full set	B_i
width-index	optional with C-profile	[mm]
.32.	▶ 1410/1890.32.12.B.	325
.33.	▶ 1410/1890.33.12.B.	337
.35.	▶ 1410/1890.35.12.B.	350
.36.	▶ 1410/1890.36.12.B.	362
.37.	▶ 1410/1890.37.12.B.	375
.38.	▶ 1410/1890.38.12.B.	387
.40.	▶ 1410/1890.40.12.B.	400
.41.	▶ 1410/1890.41.12.B.	412
.42.	▶ 1410/1890.42.12.B.	425
.43.	▶ 1410/1890.43.12.B.	437
.45.	▶ 1410/1890.45.12.B.	450
.46.	▶ 1410/1890.46.12.B.	462
.47.	▶ 1410/1890.47.12.B.	475
.48.	▶ 1410/1890.48.12.B.	487
.50.	▶ 1410/1890.50.12.B.	500
.51.	▶ 1410/1890.51.12.B.	512
.52.	▶ 1410/1890.52.12.B.	525
.53.	▶ 1410/1890.53.12.B.	537
.55.	▶ 1410/1890.55.12.B.	550
.60.	▶ 1410/1890.60.12.B.	600

Part No. structure



Full set, for both ends:

1410.30. 12.B.

Single-part order:

1410.30. 1.B.

Mounting bracket with bore

1410.30. 2.B.

Mounting bracket with pin



Various interior separation possible



Extension links for very large E-Chains®



Hinged crossbars for side-mounted E-Chains®



KMA mounting brackets, locking

Additional Features

For more features ▶ see link below



E4/light
Inner height: 56 mm

Phone +49- (0) 22 03-96 49-800
Fax +49- (0) 22 03-96 49-222



▶ chapter 9