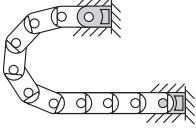


KMA = Polymer Metal Mounting Bracket

### Option KMA, pivoting for E-Chains® Series 2400 and Series 2500

- Recommended for unsupported applications
- Bolted connection outside of chain cross-section
- Confined installation conditions
- Universal mountable with attachment capability on all sides
- Strain relief separator pluggable into the KMA-bracket, adjustable in 3 heights
- Stackable

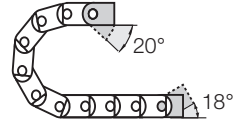


The attachment variants arising automatically by the choice of the KMA mounting bracket

#### Moving end with bore

Series 2400 = 24001...1

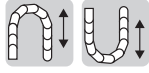
Series 2500 = 24001...1



Series 2400 = 24001...2

Series 2500 = 24001...2

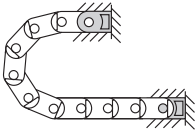
Fixed end with pin



KMA = Polymer Metal Mounting Bracket

### Option KMA, locking for E-Chains® Series 2400 and Series 2500

- Recommended for vertical hanging / standing applications
- Bolted connection outside of chain cross-section
- At very high speed and acceleration
- Universal mountable with attachment capability on all sides
- Strain relief separator pluggable into the KMA-bracket, adjustable in 3 heights
- Stackable

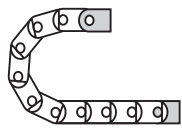


The attachment variants arising automatically by the choice of the KMA mounting bracket

#### Moving end with bore

Series 2400 = 24101...1

Series 2500 = 24101...1



Series 2400 = 24101...2

Series 2500 = 24101...2

Fixed end with pin

## Dimensions and order configurations

2400 | 2500 = 24001...1 (pivoting)

2400 | 2500 = 24101...1 (locking)

2400 | 2500 = 24001...2 (pivoting)

2400 | 2500 = 24101...2 (locking)

Moving end

Fixed end

### Part No. structure (pivoting)

24001.02.12.A

A... must be indicated on preassembled configurations

Full set

Width KMA pivoting for the selected E-Chain® type

### Full set, for both ends:

24001.02.12

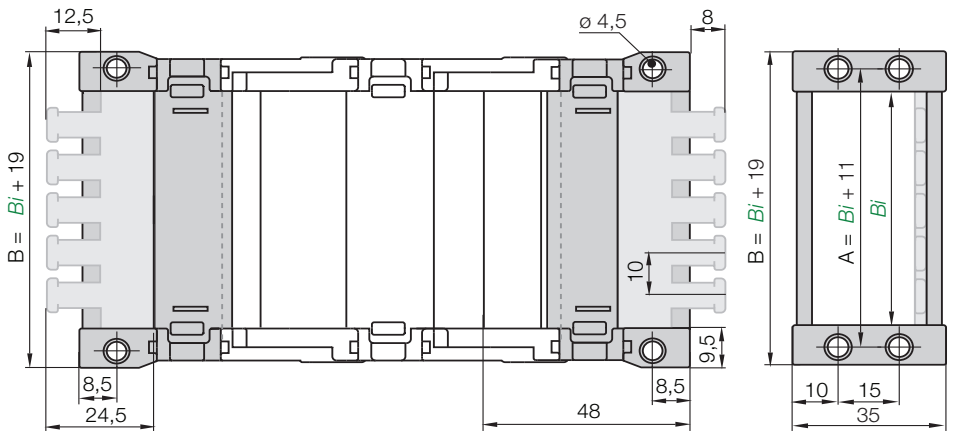
### Single-part order:

24001.02.1

Mounting bracket with bore

24001.02.2

Mounting bracket with pin



### Part No. structure (locking)

24101.02.12.A

A... must be indicated on preassembled configurations

Full set

Width KMA locking for the selected E-Chain® type

### Full set, for both ends:

24101.02.12

### Single-part order:

24101.02.1

Mounting bracket with bore

24101.02.2

Mounting bracket with pin

For E-Chain® Series 2400/2500	Part No. full set with tiewrap plate	Part No. full set without tiewrap plate	Dim. A [mm]	Dim. B [mm]
2400.02 / 2500.02	▸ [ ] .02.12.ZB	[ ] .02.12	36	44
2400.03 / 2500.03	▸ [ ] .03.12.ZB	[ ] .03.12	49	57
2400.05 / 2500.05	▸ [ ] .05.12.ZB	[ ] .05.12	68	76
2400.07 / 2500.07	▸ [ ] .07.12.ZB	[ ] .07.12	88	86
2400.09 / 2500.09	▸ [ ] .09.12.ZB	[ ] .09.12	100	108
2400.10 / 2500.10	▸ [ ] .10.12.ZB	[ ] .10.12	114	122
2400.12 / 2500.12	▸ [ ] .12.12.ZB	[ ] .12.12	136	144

- For **E-Chains®** please add the Part No. with the requested index

For the pivoting option e.g. **24001**.02.12 or for the locking option e.g. **24101**.02.12

For the **preassembled** mode please add the index **[A]** e.g. **24001**.02.12 **[A]**