

e-chains® | Series 2400 | Crossbars openable along the inner radius, from both sides

e-chains® | Series 2500 | Crossbars openable along the outer radius, from both sides

Part No. e-chains® openable along inner radius	Part No. e-chains® openable along outer radius	<i>Bi</i> [mm]	<i>Ba</i> [mm]	<i>R</i> Available bend radii [mm]	2400	2500
					[kg/m]	[kg/m]
2400.02.R.0	2500.02.R.0 ¹⁾	25	41	055 075 100 125 150 175 200 225 250	≈ 0.77	≈ 0.77
2400.03.R.0	2500.03.R.0 ¹⁾	38	54	055 075 100 125 150 175 200 225 250	≈ 0.83	≈ 0.83
2400.05.R.0	2500.05.R.0 ¹⁾	57	73	055 075 100 125 150 175 200 225 250	≈ 0.91	≈ 0.91
2400.07.R.0	2500.07.R.0 ¹⁾	77	93	055 075 100 125 150 175 200 225 250	≈ 1.01	≈ 1.01
2400.09.R.0	2500.09.R.0 ¹⁾	89	105	055 075 100 125 150 175 200 225 250	≈ 1.08	≈ 1.08
2400.10.R.0	2500.10.R.0 ¹⁾	103	119	055 075 100 125 150 175 200 225 250	≈ 1.15	≈ 1.15
2400.12.R.0	2500.12.R.0 ¹⁾	125	141	055 075 100 125 150 175 200 225 250	≈ 1.22	≈ 1.22

1) ⚠ ESD/ATEX version available from stock

Half e-tubes, series 2450 and full e-tube series 2480 ▶ From page 328

Complete Part No. with required radius (*R*). Example: 2500.03.100.0


Reduce assembly time - E2/000 e-chain® opener

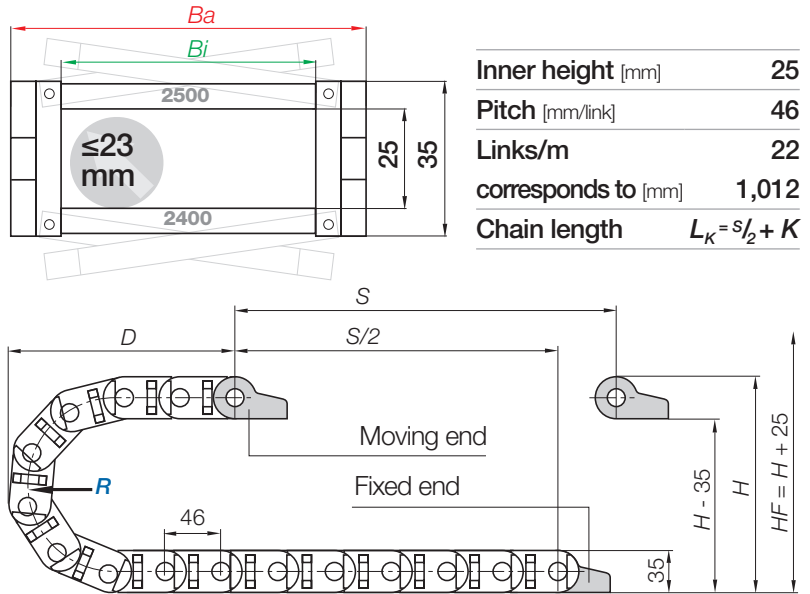
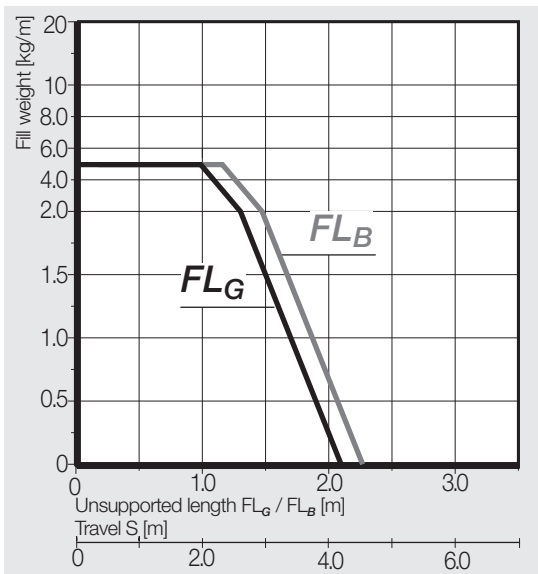
- Reduce opening times from 33 to 2 seconds
 - Open a long chain section in one go
 - For widths *Bi* [mm]: 05, 07, 09
 - Part No. 908.254.2400 for series 2400/2500
- More information ▶ www.igus.eu/E2opener



ESD/ATEX e-chains® - many sizes from stock

- ESD material tested with over 10 million cycles for the most demanding applications
 - Standardised product - igumid ESD with PTB certificate
 - Short delivery times including mounting brackets and interior separation; 24hrs, from stock
- More information ▶ www.igus.eu/esd



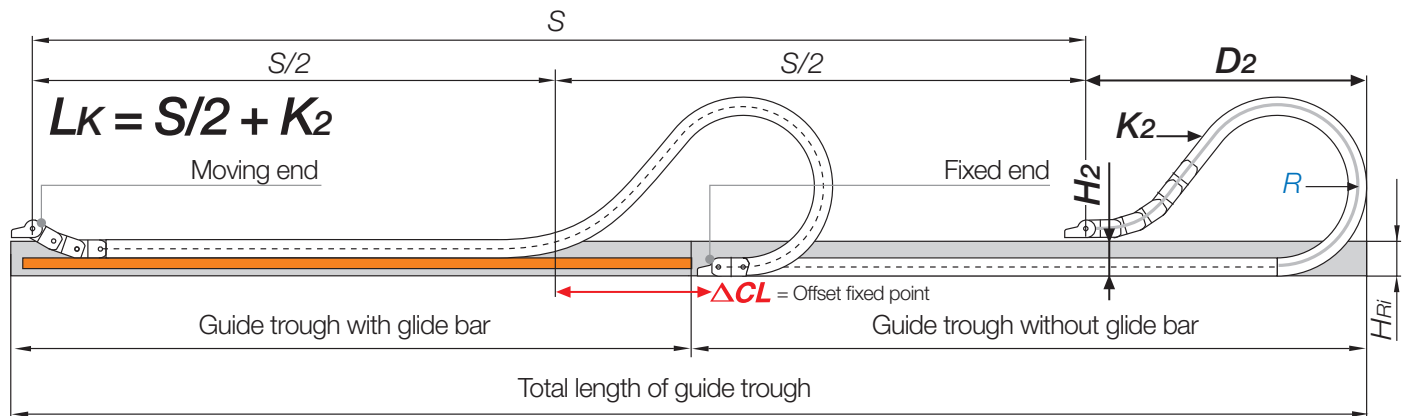


R	055	075	100	125	150	175	200	225	250
H	145	185	235	285	335	385	435	485	535
D	142	162	187	212	237	262	287	312	337
K	265	330	410	485	565	645	725	800	880

The required clearance height: $H_F = H + 25\text{ mm}$ (with 1.5 kg/m fill weight)

Before using series 2400 on long travels please consult igus®.

Gliding applications | For long travels from 10 m to max. 100 m



Note: before using series 2400/2450/2480 on long travels please consult igus®.

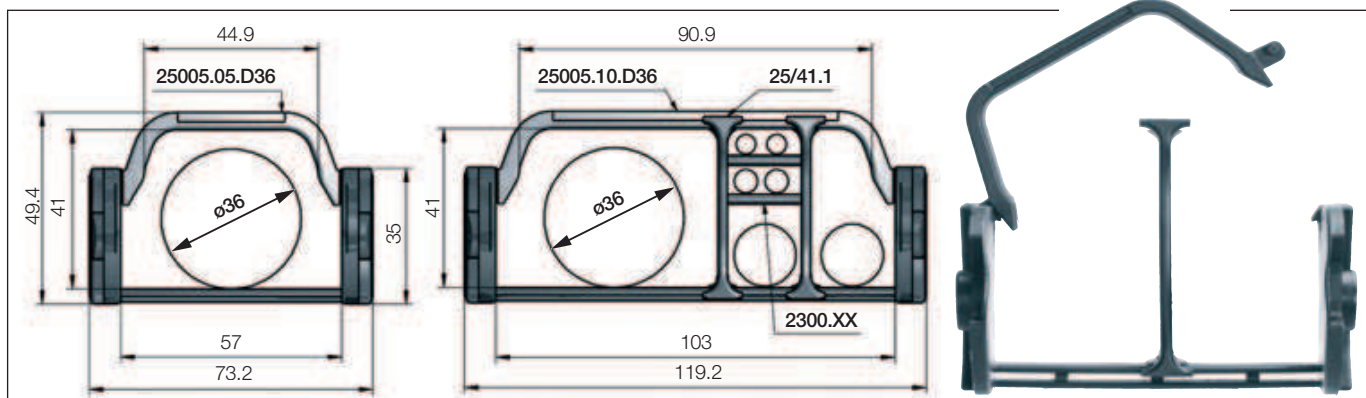
For long travels, igus® recommends series 2500 openable along the outer radius.

In case of travels between 4 and 10 m we recommend an e-chain® with a longer unsupported length.

R	055	075	100	125	150	175	200	225	250
H_2	110	150	100	100	100	100	100	100	100
D_2^{+25}	142	162	380	440	590	755	950	1,040	1,130
K_2	265	330	644	736	1,012	1,242	1,472	1,610	1,794
ΔCL	-	-	204	244	364	504	674	754	804

Before using series 2400 on long travels please consult igus®.

Extender crossbars | Product range



Extender crossbars - large increase of the interior space for the smooth guiding of larger hoses.

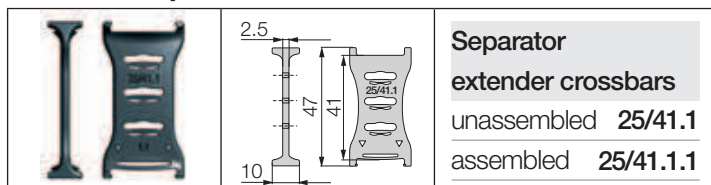
Suitable for hoses with a maximum outer diameter of 36 mm.

Part No. e-chains® Extender crossbars openable along inner radius	Part No. e-chains® Extender crossbars openable along outer radius	<i>Bi</i> [mm]	<i>Ba</i> [mm]	<i>R</i> Available bend radii [mm]
2400.05 D36 .R.0	2500.05 D36 .R.0	57	73	055* 075 100 125 150 175 200 225 250
2400.10 D36 .R.0	2500.10 D36 .R.0	103	119	055* 075 100 125 150 175 200 225 250

* Radius 055 only possible with e-chains® series 2500, openable along outer radius!

Complete Part No. with required radius (*R*). Example: 2500.05D36.100.0

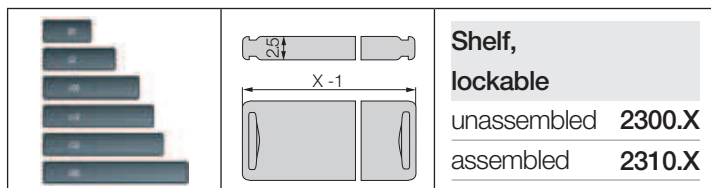
Interior separation for extender crossbars



Separator
extender crossbars
unassembled 25/41.1
assembled 25/41.1.1

Standard separator, wide base

Separator with a wide base for maximum holding strength in the e-chain®. As standard igus® separators should be fitted every 2nd e-chain® link.



Shelf,
lockable
unassembled 2300.X
assembled 2310.X

Horizontal separation

Full-width shelf locks securely into separators at both ends, giving a fixed width. Can be used as full-width or partial shelf.

Separator with integrated strain relief teeth

- Can be integrated into the mounting bracket or placed at any point in the e-chain®
- It combines strain relief and interior separation, for restricted space conditions
- Strain relief separator is easy to assemble without any screws

Part No. 2020.Z More information ► From page 1118



Steel support tray for support of the lower run

- Simple one-piece support trays for the lower run
- To your requirements and specification
- 4 variants available

More information ► From page 1062

