



e-chains® Series 2600 | Crossbars openable along the inner radius, from both sides
 e-chains® Series 2700 | Crossbars openable along the outer radius, from both sides

Part No. e-chains® openable along inner radius	Part No. e-chains® openable along outer radius	Bi [mm]	Ba [mm]	R Available bend radii [mm]	2600		2700	
					[kg/m]	[kg/m]	[kg/m]	[kg/m]
2600.05.R.0	2700.05.R.0 ¹⁾	50	66	063 075 100 125 150 175 200 250	≈ 1.17	≈ 1.17		
2600.06.R.0	2700.06.R.0 ¹⁾	65	81	063 075 100 125 150 175 200 250	≈ 1.24	≈ 1.24		
2600.07.R.0	2700.07.R.0 ¹⁾	75	91	063 075 100 125 150 175 200 250	≈ 1.30	≈ 1.30		
2600.09.R.0	2700.09.R.0 ¹⁾	90	106	063 075 100 125 150 175 200 250	≈ 1.37	≈ 1.37		
2600.10.R.0	2700.10.R.0 ¹⁾	100	116	063 075 100 125 150 175 200 250	≈ 1.39	≈ 1.39		
2600.12.R.0	2700.12.R.0 ¹⁾	125	141	063 075 100 125 150 175 200 250	≈ 1.48	≈ 1.48		
2600.15.R.0	2700.15.R.0	150	166	063 075 100 125 150 175 200 250	≈ 1.62	≈ 1.62		
2600.17.R.0	2700.17.R.0	175	194	063 075 100 125 150 175 200 250	≈ 1.85	≈ 1.85		

1) [▲] Available as ESD version from stock

Half e-tubes, series 2650 and full e-tubes, series 2680 ▶ From page 400

Complete Part No. with required radius (R). Example: 2700.05.100.0

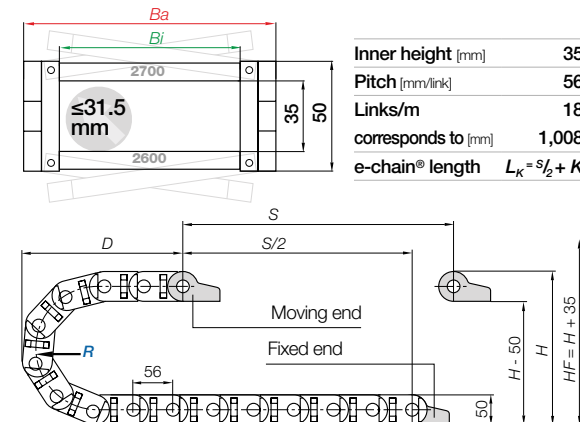
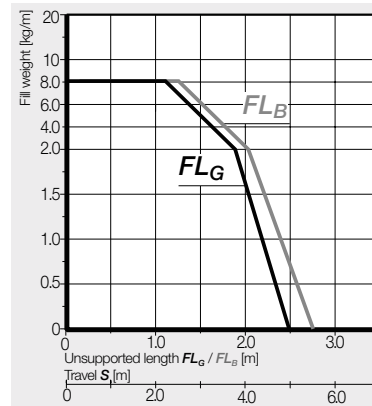
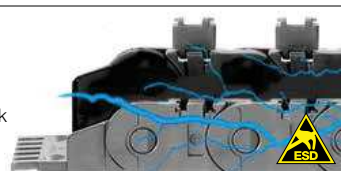


Reduce assembly time - E2/000 e-chain® opener

- Reduce opening times from 33 to 2 seconds
 - Open a long e-chain® section in one go
 - For widths Bi [mm]: 06, 07, 09, 10
 - Part No. 908.254.2600 for series 2600/2700
- More information ▶ www.igus.co.uk/E2opener

ESD - many sizes from stock

- Standardised product made from igumid ESD
 - ESD material tested with over 10 million cycles for the toughest requirements
 - Short delivery times including mounting brackets and interior separation; 24hrs, from stock
- More information ▶ www.igus.co.uk/esd

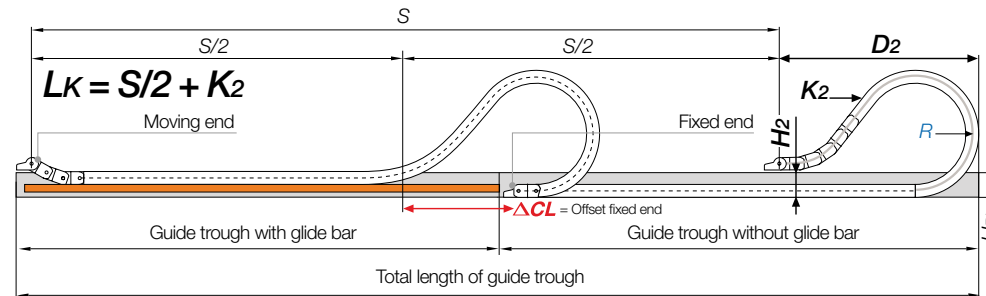


R	063	075	100	125	150	175	200	250
H	176	200	250	300	350	400	450	550
D	172	184	209	234	259	284	309	359
K	310	350	430	505	585	665	745	900

The required clearance height: $H_f = H + 35\text{mm}$ (with 2.0kg/m fill weight)

Before using series 2600 on long travels please consult igus®.

Gliding applications | For long travels from 10m to max. 120m



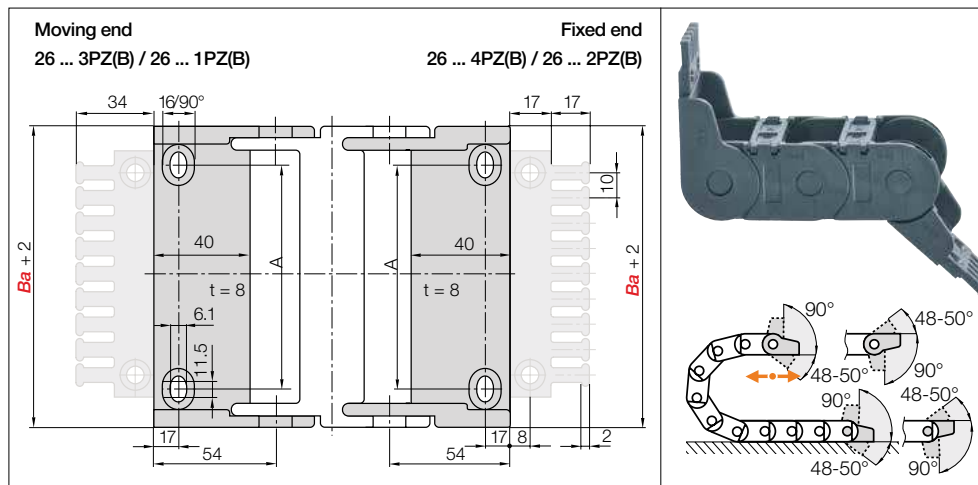
Note: before using series 2600/2650/2680 on long travels please consult igus®.

For long travels, igus® recommends series 2700 openable along the outer radius.

In case of travels between 5 and 10m we recommend an e-chain® with a longer unsupported length.

R	063	075	100	125	150	175	200	250
H ₂	130	150	166	166	166	166	166	166
D ₂ ⁺²⁵	140	150	395	510	545	700	805	995
K ₂	335	375	616	784	896	1,120	1,288	1,624
ΔCL	-	-	144	244	244	374	464	594

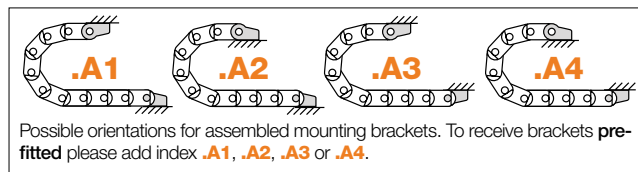
Before using series 2600 on long travels please consult igus®.



Polymer pivoting | Recommended for unsupported and gliding applications
Polymer locking | Recommended for vertical hanging and standing applications

Width index	Part No. full set pivoting		Part No. full set locking		A [mm]	Number of teeth
	with tiwrap plates	without tiwrap plate	with tiwrap plates	without tiwrap plate		
05.	▶ 2605.34PZB	2605.34PZ	2605.12PZB	2605.12PZ	30	5
06.	▶ 2606.34PZB	2606.34PZ	2606.12PZB	2606.12PZ	45	5
07.	▶ 2607.34PZB	2607.34PZ	2607.12PZB	2607.12PZ	55	7
09.	▶ 2609.34PZB	2609.34PZ	2609.12PZB	2609.12PZ	70	9
10.	▶ 2610.34PZB	2610.34PZ	2610.12PZB	2610.12PZ	80	10
12.	▶ 2612.34PZB	2612.34PZ	2612.12PZB	2612.12PZ	105	12
15.	▶ 2615.34PZB	2615.34PZ	2615.12PZB	2615.12PZ	130	15
17.	▶ 2617.34PZB	2617.34PZ	2617.12PZB	2617.12PZ	155	17

Full set with tiwrap plate + 10 cable tiwraps, please add index **K1**. Example: 2605.34PZBK1

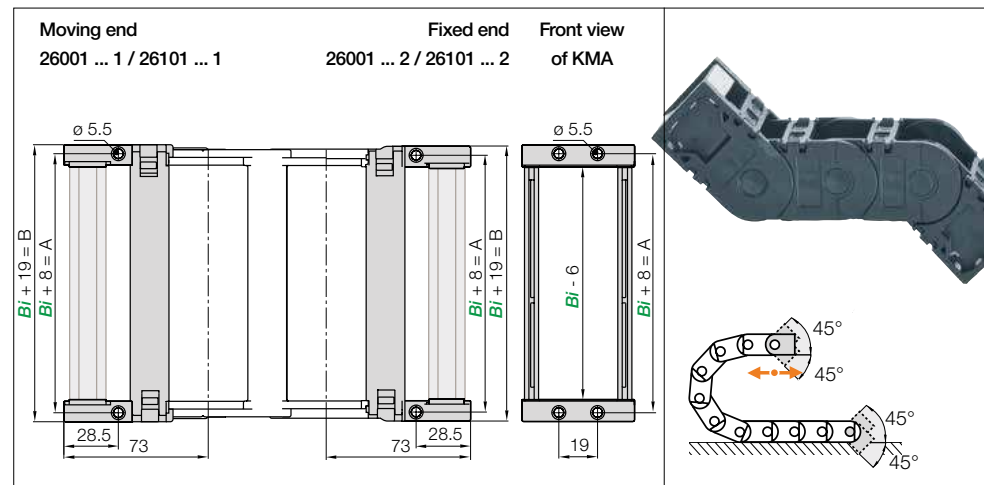


Possible orientations for assembled mounting brackets. To receive brackets pre-fitted please add index **.A1**, **.A2**, **.A3** or **.A4**.



2605.34PZB-A1 Order example
.A... to indicate option with brackets pre-fitted
 With integrated strain relief tiwrap plates
 Full set
 Series

Strain relief e.g. clamps, tiwrap plates, nuggets and plug-in clips are available from stock. The complete chainfix range with ordering options ▶ From page 1300

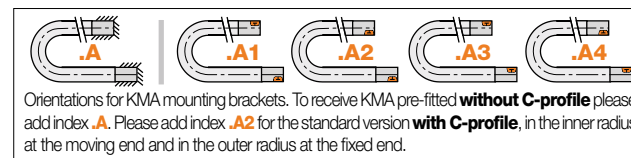


KMA pivoting | Recommended for unsupported and gliding applications
KMA locking | Recommended for vertical hanging and standing applications

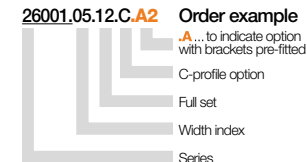
Width index	Part No. full set KMA pivoting		Part No. full set KMA locking		A [mm]	B [mm]
	with C-profile	without C-profile	with C-profile	without C-profile		
05.	▶ 26001.05.12.C	26001.05.12	26101.05.12.C	26101.05.12	58	69
06.	▶ 26001.06.12.C	26001.06.12	26101.06.12.C	26101.06.12	73	84
07.	▶ 26001.07.12.C	26001.07.12	26101.07.12.C	26101.07.12	83	94
09.	▶ 26001.09.12.C	26001.09.12	26101.09.12.C	26101.09.12	98	109
10.	▶ 26001.10.12.C	26001.10.12	26101.10.12.C	26101.10.12	108	119
12.	▶ 26001.12.12.C	26001.12.12	26101.12.12.C	26101.12.12	133	144
15.	▶ 26001.15.12.C	26001.15.12	26101.15.12.C	26101.15.12	158	169
17.	▶ 26001.17.12.C	26001.17.12	26101.17.12.C	26101.17.12	183	194

KMA pivoting to one end: moving end 26101...3 / fixed end 26101...4

(KMA = polymer metal mounting bracket)



Orientations for KMA mounting brackets. To receive KMA pre-fitted **without C-profile** please add index **.A**. Please add index **.A2** for the standard version **with C-profile**, in the inner radius at the moving end and in the outer radius at the fixed end.



26001.05.12.C-A2 Order example
.A... to indicate option with brackets pre-fitted
 C-profile option
 Full set
 Width index
 Series

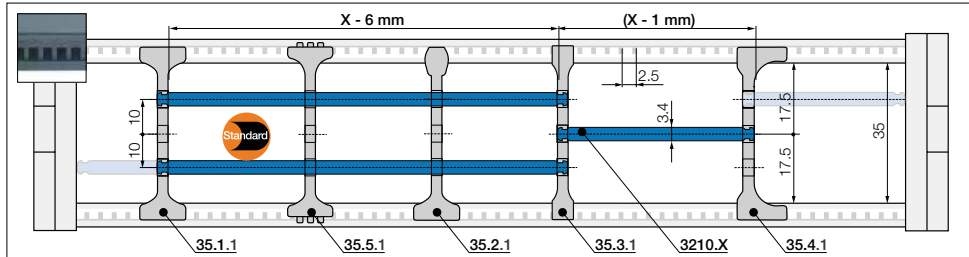


Option: steel mounting bracket, locking. For e-chains® and e-tubes, Part No. 260.12
 ● Locking connections ● One part (2-piece) for all e-chain® widths ● Electrically conductive

Strain relief e.g. clamps, tiwrap plates, nuggets and plug-in clips are available from stock. The complete chainfix range with ordering options ▶ From page 1300

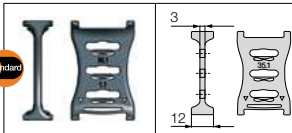
Interior separation | Increase cable service life

Previous generation of interior separation with other options ► www.igus.co.uk/2600 ► www.igus.co.uk/2700



No lateral gap to side links necessary.

As standard separators are fitted every 2nd e-chain® link!

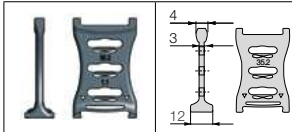


Standard separator, wide base

unassembled	35.1
assembled	35.1.1

Standard - for any application

Separator with a wide base for maximum holding force in the e-chain®.

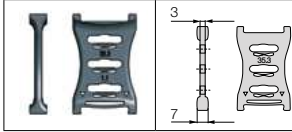


Separator, narrow top

unassembled	35.2
assembled	35.2.1

For even faster installation

Wide on one side for high holding force, narrow on opposite side for easy cable fitting.

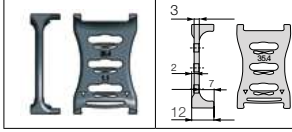


Separator, narrow

unassembled	35.3
assembled	35.3.1

For small cables

Separator with a narrow base for a large number of small cables side by side. Saves space in the e-chain®.

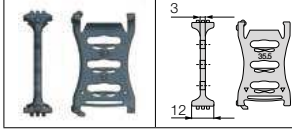


Separator, asymmetrical

unassembled	35.4
assembled	35.4.1

For side-mounted applications

Asymmetrical separator, for defined gap distance. No additional spacers required.

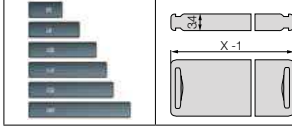


Notch separator for notched crossbar

unassembled	35.5
assembled	35.5.1

Locks securely in preset increments

Notch separator for exact positioning in e-chains®. Recommended for side-mounted applications.



Shelf, lockable

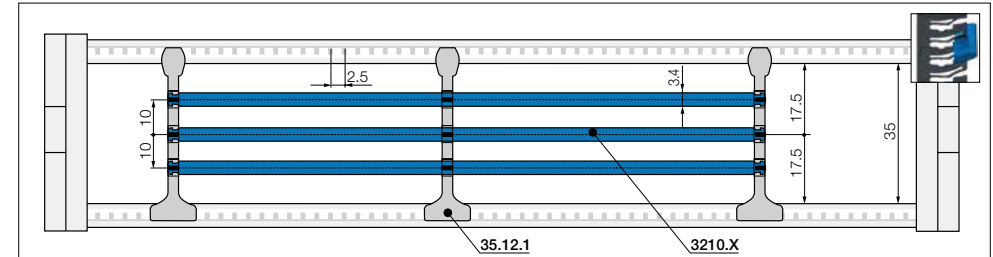
unassembled	3200.X
assembled	3210.X

Horizontal separation

Full-width shelf locks securely into separators at both ends, giving a fixed width. Can be used as full-width or partial shelf.

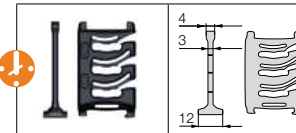
Shelves Width = X [mm]	X [mm]		X [mm]		X [mm]			
	unassembled	assembled	unassembled	assembled	unassembled	assembled		
050	3200.050	3210.050	125	3200.125	3210.125	225	3200.225	3210.225
075	3200.075	3210.075	150	3200.150	3210.150	250	3200.250	3210.250
100	3200.100	3210.100	175	3200.175	3210.175			
115	3200.115	3210.115	200	3200.200	3210.200			

Interior separation | To allow faster filling **New**



No lateral gap to side links necessary.

As standard separators are fitted every 2nd e-chain® link!



Lean separator

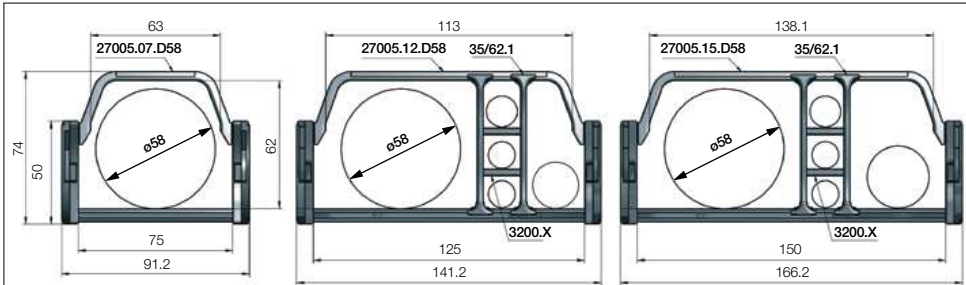
unassembled	35.12
assembled	35.12.1

Lean separators

New design allows extremely fast fitting of shelves in several layers, which significantly reduces assembly time. Enables extremely fast replacement of individual cables in a very full e-chain®.

Lean separator design - several layers of cables fitted quickly, save up to 50%* assembly time
 (*Lean separator vs. standard separator - measured on a 4m long e-chain® fitted with 12 cables in the igus® readychain® factory)





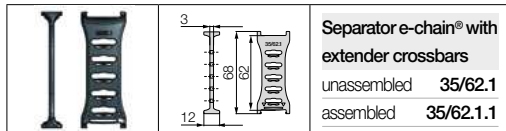
e-chains® with extender crossbars - large increase of the interior space for the smooth guiding of large hoses.
Suitable for hoses with a maximum outer diameter of 58mm.

Part No. e-chains® extender crossbars openable along inner radius	Part No. e-chains® extender crossbars openable along outer radius	Bi [mm]	Ba [mm]	R Available bend radii [mm]
2600.07 D58 .R.0	2700.07 D58 .R.0	75	91	063* 075* 100 125 150 175 200 250
2600.12 D58 .R.0	2700.12 D58 .R.0	125	141	063* 075* 100 125 150 175 200 250
2600.15 D58 .R.0	2700.15 D58 .R.0	150	166	063* 075* 100 125 150 175 200 250

*Radius 063 and 075 only possible with e-chains® series 2700, openable along outer radius!

Complete Part No. with required radius (R). Example: 2700.15D58.100.0

Interior separation for e-chains® with extender crossbars

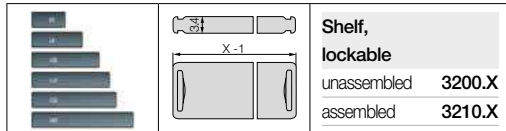


Separator e-chain® with
extender crossbars

unassembled 35/62.1
assembled 35/62.1.1

Standard separator, wide base

Separator with a wide base for maximum holding force in the e-chain®. As standard separators are fitted every 2nd e-chain® link!



Shelf,
lockable


unassembled 3200.X
assembled 3210.X

Horizontal separation

Full-width shelf locks securely into separators at both ends, giving a fixed width. Can be used as full-width or partial shelf.

Separator with integrated strain relief teeth

- Can be integrated into the mounting bracket or placed at any point in the e-chain®
 - Combines strain relief and interior separation, for restricted space conditions
 - Strain relief separator is easy to assemble without any screws
- Part No. 262.Z. More information ► From page 1326



Aluminium support tray

- Corrosion-resistant and seawater-resistant aluminium rails with adjustable width
 - Noise-reducing glide strip integrated as standard
 - Easy installation and connection of the e-chain®
 - Open design - dirt and debris fall through
- More information ► From page 1270



Telescopic loader - an E2/000 e-chain® guides the hydraulic hoses via the telescopic mast to the attachment