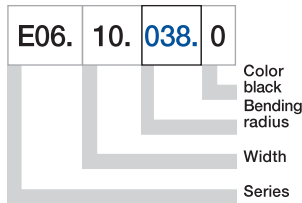


Part No. structure



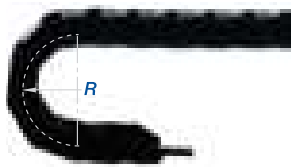
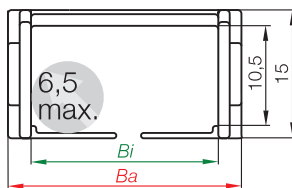
Series E06 - split crossbar along the outer radius

Part No.	<i>Bi</i> [mm]	<i>Ba</i> [mm]	<i>R</i> [mm]	Bending radii			Weight [kg/m]
E06.10.□.0	10	16,5	018 028 038	018	028	038	≈ 0,14
E06.16.□.0	16	22,5	018 028 038	018	028	038	≈ 0,16
E06.20.□.0	20	26,5	018 028 038	018	028	038	≈ 0,18

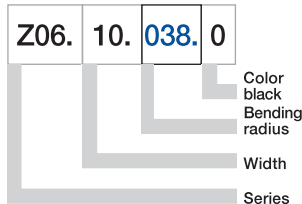
*Ba*: pin dimension approx. 0,2 - 0,4 mm wider!

Supplement Part No. with required radius. Example: E06.10.038.0

0 = standard color, other colors ► page 1.39 · Pitch = 20 mm/link - Links/m = 50



Part No. structure



Series Z06 - split crossbar along the inner radius

Part No.	<i>Bi</i> [mm]	<i>Ba</i> [mm]	<i>R</i> [mm]	Bending radii			Weight [kg/m]
Z06.10.□.0	10	16,5	018 028 038	018	028	038	≈ 0,14
Z06.16.□.0	16	22,5	018 028 038	018	028	038	≈ 0,16
Z06.20.□.0	20	26,5	018 028 038	018	028	038	≈ 0,18

*Ba*: pin dimension approx. 0,2 - 0,4 mm wider!

The width *Bi* 20 is available upon request. Time of delivery approx. 6-8 weeks after order.

Supplement Part No. with required radius. Example: Z06.10.038.0

0 = standard color, other colors ► page 1.39 · Pitch = 20 mm/link - Links/m = 50

