

Part No. structure

F17. 015. 048. 0



Serie F17 - snap-open along inner radius

Part No.	Bi [mm]	Ba [mm]	R [mm]	Bending Radii	Weight [kg/m]
F17.015. <input type="text"/> .0	15	26	<input type="text"/>		≈ 0,52

The bending radii are available upon request.

Delivery time: approx. 8-10 weeks after receipt of order!

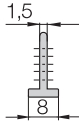
Supplement part no. with required radius (R) Example: F17.015. .0

0 = standard color, other colors ▶ page 1.39 · Pitch = 30,5 mm/link - Links/m = 33



Serie F17 - Interior separation

Vert. Separator, slotted	
unassembled	R171
assembled	R172

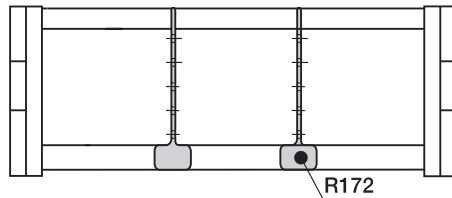


Option 1: Vertical Separators

Vertical Separators are used if a vertical subdivision of the E-Chain® interior is required -

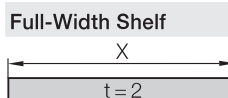

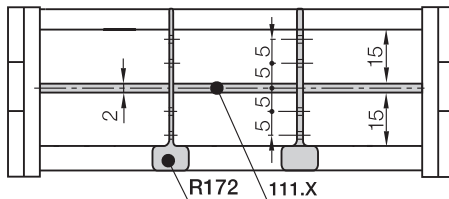
By standard Vertical Separators are assembled every other E-Chain® link

- Standard subdivision with Vertical Separator, slotted R172, for combinations with Full-Width Shelf 111.X



Option 2: Full-Width Shelves

For applications involving many thin cables with similar or identical diameters



Width	Part No.	Part No.
X [mm]	unassembled	assembled
015	110.15	111.15