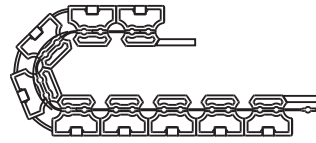




Mounting angle - Polymer

- For fastening the E-Chain® to the fixed end
- Simple fastening to base is possible
- Corrosion-resistant
- Various mounting options
- Easy to assemble

Moving end
E3.10...1



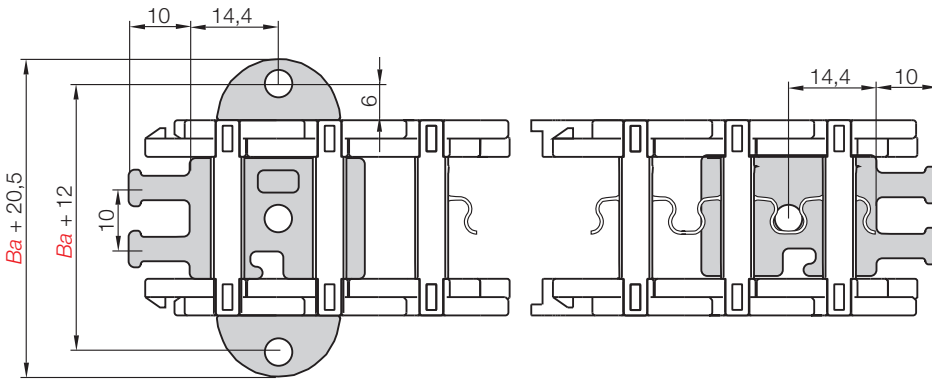
E3.10.....2
Fixed end

Example: Possible installation conditions for E3 mounting brackets

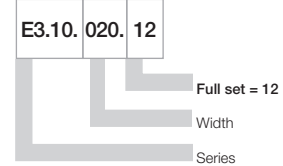
E3.10.....2
Fixed end

E3.10...1
Moving end

Dimensions and order configurations



Part No. structure



For E-Chain®	Part No. full set strain relief for both sides + 2 mounting angles	Part No. strain relief for both sides	Part No. mounting angle (single part)
E3.10.020.	▶ E3.10.020.12	E3.020.12	E3.10.00
E3.10.040.	▶ E3.10.040.12	E3.040.12	E3.10.00
E3.10.060.	▶ E3.10.060.12	E3.060.12	E3.10.00

Full set, for both ends:

E3.10.020.12

Single-part order:

E3.10.020.1

Moving end mounting bracket

E3.10.020.2

Fixed end mounting bracket

E3.10.XXX.12

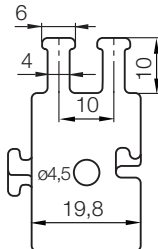


E3 with strain relief for both sides and mounting angles

E3.00.020



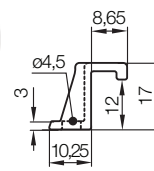
Strain relief for both sides as single parts



E3.10.00



Mounting angle as single part



Phone +49- (0) 22 03-96 49-800
Fax +49- (0) 22 03-96 49-222

