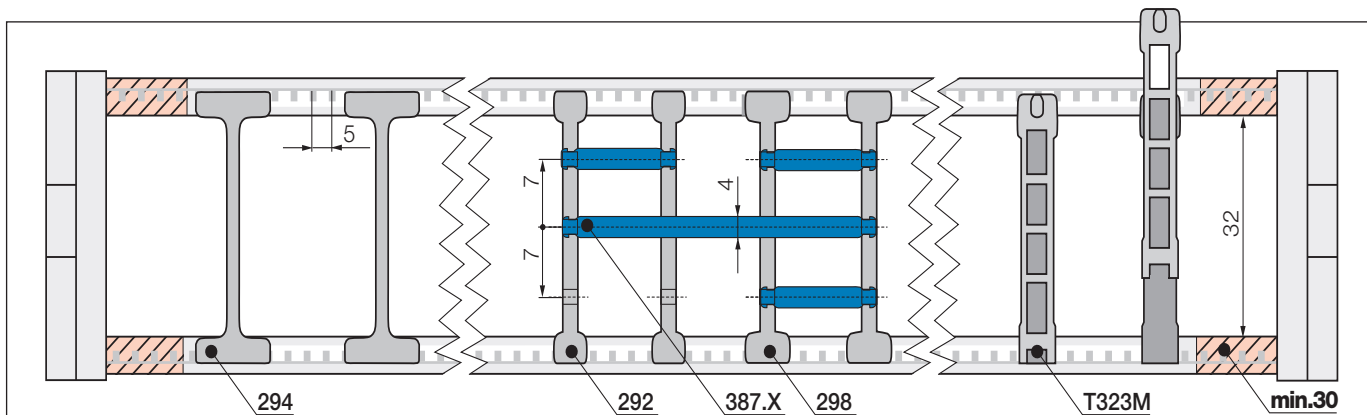


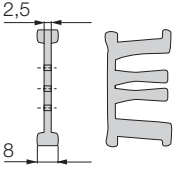

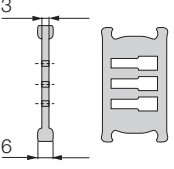


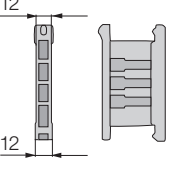

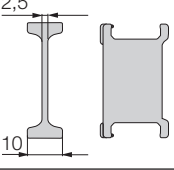

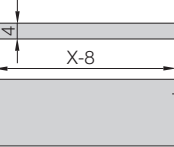


# E4.1 | Series E4.32 | Interior separation | Options

Elements of the previous interior separation program can still be ordered ▶ [www.igus.de/en/E4.32](http://www.igus.de/en/E4.32)



**Note E-Tube:** Please observe a lateral spacing of **30 mm** to the sidelinks!  
In the standard configuration separators are assembled every 2nd E-Chain® link !

			<b>Open slotted separator for E-Chains®/E-Tubes</b> unassembled <b>297</b> assembled <b>298</b>
			<b>Slotted separator for E-Chains®/E-Tubes</b> unassembled <b>291</b> assembled <b>292</b>
			<b>Split separator for E-Chains®</b> unassembled <b>T323</b> assembled <b>T323M</b>
			<b>Locking separator for E-Chains®</b> unassembled <b>293</b> assembled <b>294</b>
			<b>Shelf</b> unassembled <b>386.X</b> assembled <b>387.X</b>

## Open, slotted separator 297 (unilateral open)

Fast assembly - can be retrofitted into an existing interior separation system without a need for dismantling the interior separators. During an installation of open slotted separators, the top and bottom notches cannot be occupied by shelves.

## Slotted separator 291

For very fine subdivisions. However, they cannot be retrofitted into an existing separation system without dismantling the interior separators first.

## Split separator T323 (E-Chains® only)

Ideal for subsequent shelving or for the initial assembly of the E-Chain® without a need for dismantling the interior separators.

## Locking separator 293 (E-Chains® only)

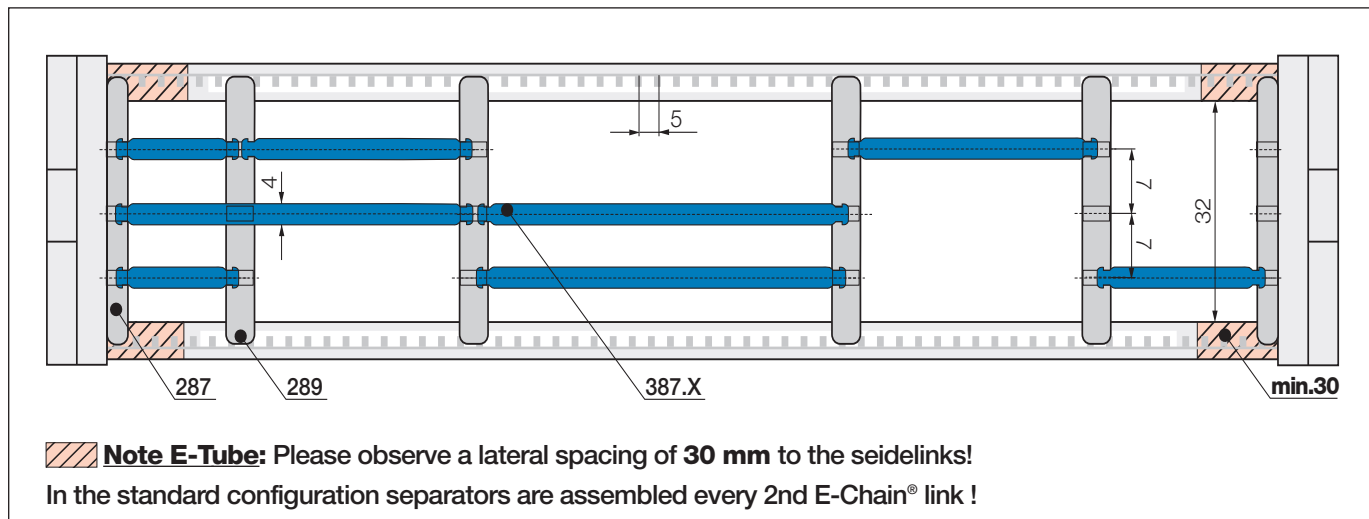
For applications exposed to very high humidity (> 85%). Locks with extra retention force. Tip: one locking separator per E-Chain® link for better mounting.

## Shelf 386.X

For horizontal separation. Shelves of various widths can be arranged at 3 different heights (in 7 mm increments). (not in combination with 3804, 383).



Elements of the previous interior separation program can still be ordered ► [www.igus.de/en/E4.32](http://www.igus.de/en/E4.32)



		<b>Middle plate for E-Chains® / E-Tubes</b> unassembled <b>288</b> assembled <b>289</b>
		<b>Side plate for E-Chains® / E-Tubes</b> unassembled <b>286</b> assembled <b>287</b>

### Middle plate 288

Middle plates form the basic pattern of a shelf system. Shelves 386.X (table below) can be arranged at 3 different heights (in 7 mm increments).

### Side plate 286

Works like middle plate.  
Allows modular shelving close to the side links.

### Shelves - interior separation options

Width X [mm]	unassembled	assembled	Width X [mm]	unassembled	assembled	Width X [mm]	unassembled	assembled
018	386.18	387.18	054	386.54	387.54	150	386.150	387.150
023	386.23	387.23	062	386.62	387.62	175	386.175	387.175
025	386.25	387.25	075	386.75	387.75	200	386.200	387.200
028	386.28	387.28	087	386.87	387.87	208	386.208	387.208
033	386.33	387.33	100	386.100	387.100	225	386.225	387.225
043	386.43	387.43	108	386.108	387.108			
050	386.50	387.50	125	386.125	387.125			

