


Standard separator, wide foot

unassembled	32.1
assembled	32.1.1


Standard - for all applications
Separator with wide foot for maximum locking strength and safe standing in E-Chains® and E-Tubes.



Separator, narrow foot

unassembled	32.3
assembled	32.3.1


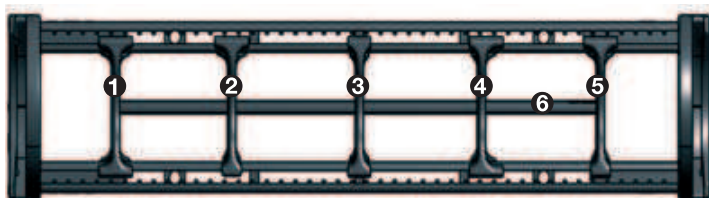
For many thin cables
Separator with narrow foot for a large number of thin cables side by side. Saves space in E-Chains® and E-Tubes. Also available for QuickLock crossbars.



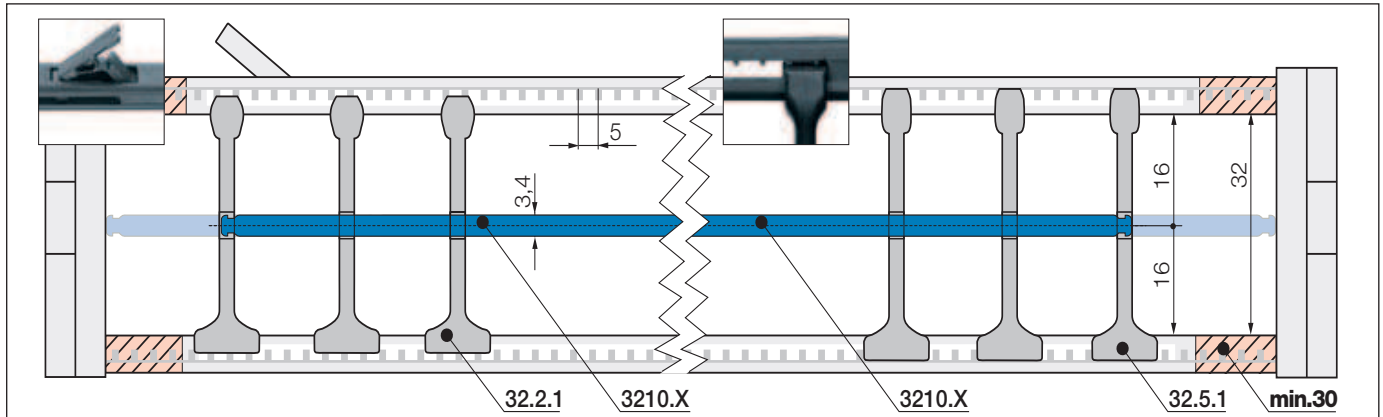
Asymmetrical separator

unassembled	32.4
assembled	32.4.1


For side-mounted applications
Asymmetrical separator, for defined distance. No additional spacers necessary for E-Chains® and E-Tubes.



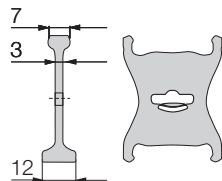
- i** ① Standard separator, wide foot - Part No. 32.1 ③ Separator, narrow foot - Part No. 32.3 ⑤ Notch separator - Part No. 32.5
- ② Separator for QuickLock crossbar - Part No. 32.2 ④ Separator, asymmetrical - Part No. 32.4 ⑥ Full-width shelf, lockable - Part No. 3200.XX



Note E-Tube: Please observe a lateral spacing of 30 mm to the sidelinks!
In the standard configuration separators are assembled every 2nd E-Chain® link !



7
3
12




Separator for QuickLock crossbar

unassembled **32.2**

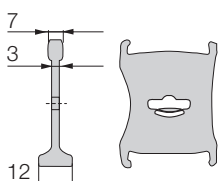
assembled **32.2.1**

For even faster installation

Separator for igus® QuickLock crossbar 385.X.Q. Firm hold to one side with a wide foot, narrow on opposed side for easy cable assembly (slight grip). For E-Tubes also.



7
3
12




Notch separator for notch crossbar

unassembled **32.5**

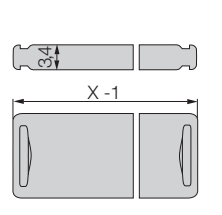
assembled **32.5.1**

Locks safely onto in 5 mm increments

Notch separator for the new notch crossbar, With scaling on the notch crossbars. For exact positioning in E-Chains® and E-Tubes. Recommended for side-mounted applications.



3.4
5.4
X-1



Full-width shelf, lockable

unassembled **3200.X**

assembled **3210.X**

Horizontal separation

Shelf locks safely into separators on both ends, fixed width possible. Separators can be moved freely over the shelf in horizontal direction. Usable in 1 level.

Lockable full-width shelves - for the standard interior separation

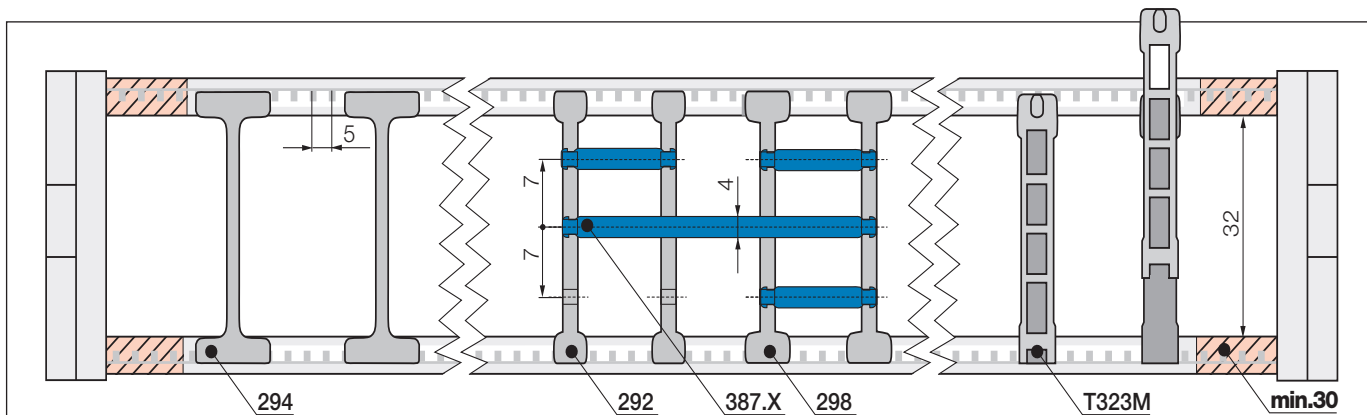


Width X [mm]	unassembled	assembled	Width X [mm]	unassembled	assembled	Width X [mm]	unassembled	assembled
050	3200.050	3210.050	125	3200.125	3210.125	225	3200.225	3210.225
075	3200.075	3210.075	150	3200.150	3210.150	250	3200.250	3210.250
100	3200.100	3210.100	175	3200.175	3210.175			
115	3200.115	3210.115	200	3200.200	3210.200			



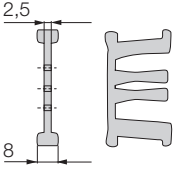

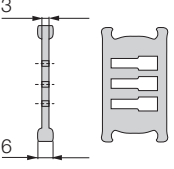


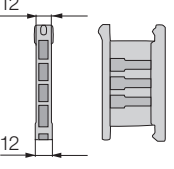

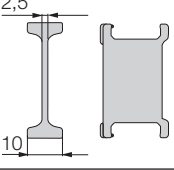

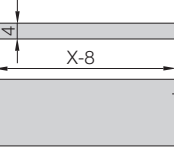


E4.1 | Series E4.32 | Interior separation | Options

Elements of the previous interior separation program can still be ordered ▶ www.igus.de/en/E4.32



Note E-Tube: Please observe a lateral spacing of **30 mm** to the sidelinks!
In the standard configuration separators are assembled every 2nd E-Chain® link !

			<p>Open slotted separator for E-Chains®/E-Tubes</p> <p>unassembled 297</p> <p>assembled 298</p>
			<p>Slotted separator for E-Chains®/E-Tubes</p> <p>unassembled 291</p> <p>assembled 292</p>
			<p>Split separator for E-Chains®</p> <p>unassembled T323</p> <p>assembled T323M</p>
			<p>Locking separator for E-Chains®</p> <p>unassembled 293</p> <p>assembled 294</p>
			<p>Shelf</p> <p>unassembled 386.X</p> <p>assembled 387.X</p>

Open, slotted separator 297 (unilateral open)

Fast assembly - can be retrofitted into an existing interior separation system without a need for dismantling the interior separators. During an installation of open slotted separators, the top and bottom notches cannot be occupied by shelves.

Slotted separator 291

For very fine subdivisions. However, they cannot be retrofitted into an existing separation system without dismantling the interior separators first.

Split separator T323 (E-Chains® only)

Ideal for subsequent shelving or for the initial assembly of the E-Chain® without a need for dismantling the interior separators.

Locking separator 293 (E-Chains® only)

For applications exposed to very high humidity (> 85%). Locks with extra retention force. Tip: one locking separator per E-Chain® link for better mounting.

Shelf 386.X

For horizontal separation. Shelves of various widths can be arranged at 3 different heights (in 7 mm increments). (not in combination with 3804, 383).

