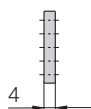


For use with many cables of differing diameters. E-Chains® and E-Tubes can be subdivided both vertically and horizontally. The shelves can be arranged elevator-shifted with different bottoms

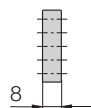
Option 2: Shelves

● Side plates 386, middle plates 388 and shelves 386.X form the basic pattern of a shelf system. Shelves of various widths can be arranged at 5 different heights (in 7 mm increments).



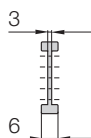
Side plate for E-Chains®/E-Tubes	
unassembled	386
assembled	387

● Slotted separators 391 are used for very fine subdivisions. However, they cannot be retrofitted into an existing separation system without dismantling the interior separators first.

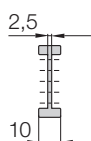


Middle plate for E-Chains®/E-Tubes	
unassembled	388
assembled	389

● The unilateral open slotted separator 397 can be retrofitted into an existing interior separation system without a need for dismantling the interior separators. During an installation of open slotted separators, the top and bottom notches cannot be occupied by shelves.



Slotted separator for E-Chains®/E-Tubes	
unassembled	391
assembled	392



Open slotted separator for E-Chains®/E-Tubes	
unassembled	397
assembled	398



Side plate 386



Middle plate 388



Slotted separator 391




Open slotted separator 397



Shelf 386.X

Shelf



Width X [mm]	Part No. unassembled	Part No. assembled
018	386.18	387.18
023	386.23	387.23
025	386.25	387.25
028	386.28	387.28
033	386.33	387.33
043	386.43	387.43
050	386.50	387.50
054	386.54	387.54
062	386.62	387.62

Width X [mm]	Part No. unassembled	Part No. assembled
075	386.75	387.75
087	386.87	387.87
100	386.100	387.100
108	386.108	387.108
125	386.125	387.125
150	386.150	387.150
175	386.175	387.175
200	386.200	387.200
208	386.208	387.208

System E4/4

Inner height: 42 mm

Phone +49- (0) 22 03-96 49-800

Fax +49- (0) 22 03-96 49-222

