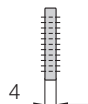


For use with many cables of differing diameters. E-Chains® and E-Tubes can be subdivided both vertically and horizontally. The shelves can be arranged elevator-shifted with different bottoms

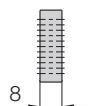
Option 2: Shelves

● **Side plates 502, middle plates 503 and shelves 420.X** form the basic pattern of a shelf system. Shelves of various widths can be arranged at 11 different heights (in 7 mm increments).



Side plate for E-Chains®/E-Tubes	
unassembled	502
assembled	512

● **Locking vertical separator 510** combined with shelves. Triple slots (only for E-Chains®).



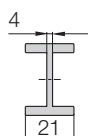
Middle plate for E-Chains®/E-Tubes	
unassembled	503
assembled	513

● **Locking separator 507 slotted** - with increased retention force for applications exposed to very high humidity or extreme loads. The extra retention force is achieved by asymmetric claws for the crossbar. Ensure proper alignment.



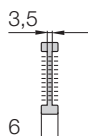
Locking vertical separator for E-Chains®	
unassembled	510
assembled	520

● **Slotted separators 505** are used for very fine subdivisions. However, they cannot be retrofitted into an existing separation system without dismantling the interior separators first.

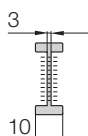


Locking separator for E-Chains®	
unassembled	507
assembled	517

● The unilateral **open slotted separator 509** can be retrofitted into an existing interior separation system without a need for dismantling the interior separators. During an installation of open slotted separators, the top and bottom notches cannot be occupied by shelves.



Slotted separator for E-Chains®/E-Tubes	
unassembled	505
assembled	515



Open slotted separator for E-Chains®/E-Tubes	
unassembled	509
assembled	519



Side plate 502



Middle plate 503



Locking vertical separator 510




Locking separator slotted 507



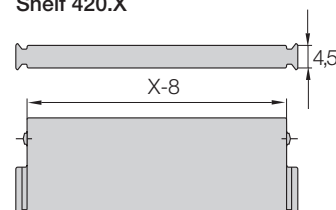
Slotted separator 505



Open slotted separator 509



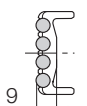
Shelf 420.X



Width X [mm]	Part No. unassembled	Part No. assembled
018	420.18	421.18
023	420.23	421.23
025	420.25	421.25
028	420.28	421.28
033	420.33	421.33
043	420.43	421.43
050	420.50	421.50
062	420.62	421.62


Width X [mm]	Part No. unassembled	Part No. assembled
075	420.75	421.75
088	420.88	421.88
100	420.100	421.100
125	420.125	421.125
150	420.150	421.150
175	420.175	421.175
187	420.187	421.187
200	420.200	421.200

Additional elements for interior separation



Rollclip	
unassembled	489.27
assembled	490.27

Rollclip - minimizes abrasion of particularly sensitive hoses. The Rollclip is simply clamped onto the opening crossbar. The movable rollers compensate for relative movement between the chain and hose.



System E4/4
Inner height: 80 mm

Phone +49- (0) 22 03-96 49-800
Fax +49- (0) 22 03-96 49-222



▶ page 7.223