



TS punched section with mounting flange 23 x 73 mm

The alternative to the TS punched section with mounting flange 17 x 73 mm, see page 993, with punchings for captive nuts/threaded blocks instead of the slotted holes top and bottom. Simply locate and secure.

Installation options:

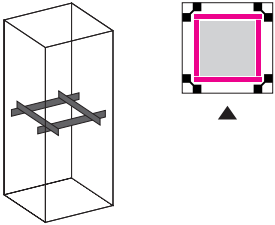

- On the vertical TS enclosure section

Material:

Sheet steel, zinc-plated, passivated

Supply includes:

Assembly screws.



For the inner mounting level

For enclosure width/depth mm	Packs of	Model No. TS
500	4	8612.550
600	4	8612.560
800	4	8612.580
1000	4	8612.500
1200	4	8612.520



Accessories:

Screws, see page 1011.
Threaded blocks, captive nuts, see page 1010.



TS punched section without mounting flange 45 x 88 mm

Heavy top-mounted equipment mounted directly on the internal surfaces (e. g. roof) is supported. Mounted on the side or rear, the enclosure can then be screw-fastened securely to the machine. The twin profile with 11 rows of holes offers numerous additional opportunities for interior installation.

Installation options:

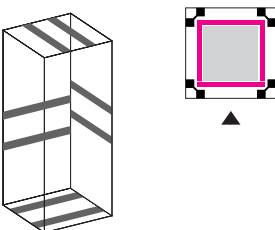


- On the vertical and horizontal TS enclosure section

Material:

Sheet steel, zinc-plated, passivated

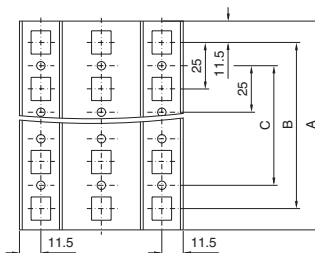
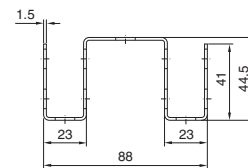
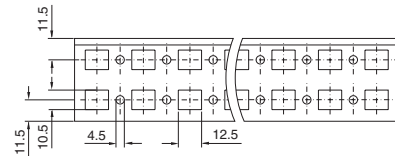
Supply includes:

Assembly parts.



For enclosure width/depth mm	Packs of	Model No. TS
500	2	8612.650
600	2	8612.660
800	2	8612.680

Side punchings



For enclosure width/depth mm	A	B	C
500	398	375	350
600	498	475	450
800	698	675	650