

# Interior installation

## Rail systems

### C rails

#### for cable chamber enclosures

For attaching cables and lines and for mounting stacking insulators.

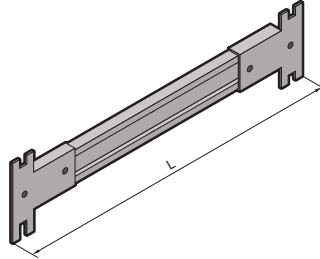
#### Material:

Sheet steel

#### Supply includes:

- 4 C rails
- 8 brackets
- Assembly parts

For TS enclosures width/depth mm	Length (L) mm	Packs of	Model No. SV
600	600	4	9660.210
800	800	4	9660.220



### Punched sections with mounting flanges

#### for coupling section

For assembling a Maxi-PLS or Flat-PLS busbar system directly beneath or above the circuit-breaker. This punched section with mounting flange may be used without conflict in conjunction with the compartment space side panel modules. It is attached to the outer level of the TS 8 enclosure system, but thanks to the PS punchings allows a mounting level as in the roof or base frame, thereby facilitating the use of busbar system attachment for the roof/base section.

#### Material:

Sheet steel


#### Surface finish:

Zinc-plated

#### Supply includes:

Assembly parts.

For TS enclosures width/depth mm	Packs of	Model No. SV
600	2	9674.056
800	2	9674.058



### Mounting plates

#### Locatable

on

- the vertical TS enclosure section
- TS punched section with mounting flange, 17 x 73 mm
- at the rear on the TE 482.6 mm (19") mounting frame

#### Material:

Sheet steel

#### Surface finish:

Zinc-plated


#### Supply includes:

Assembly screws.

Packs of	Model No. TS
4	8612.400

#### Detailed drawings:

Available on the Internet.



### Mounting plates

#### Screw-fastened, large

On all enclosures and mounting parts with system punchings on a 25 mm pitch pattern.

#### Material:

Sheet steel

#### Surface finish:

Zinc-plated

#### Supply includes:

Assembly screws.

Packs of	Model No. TS
4	8612.410

#### Detailed drawings:

Available on the Internet.

