

Interior installation

Mounting plates

Hinge attachment

for partial mounting plate TS, SE

Material:

– Steel

Surface finish:

– Zinc-plated

Supply includes:

– Assembly parts

Packs of	Model No.
1 set(s)	8614.100

! Also required:

- 1 Installation kit for swing frame, small, for enclosure width 600 mm 2377.860, 800 mm 2377.880, see page 678
- 2 PS punched section without mounting flange 23 x 73 mm according to the enclosure depth, see page 611, Support brackets 8800.330, see page 620, depending on the installation position

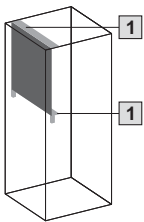
Side installation:

In conjunction with hinge, for side panel, see page 535, for an enclosure depth of 600 or 800 mm, side installation is identical to installation parallel to the front.

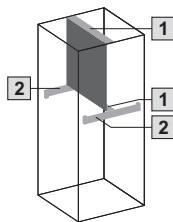
Examples

In the highest or lowest position

At the front

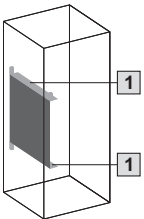


Set back

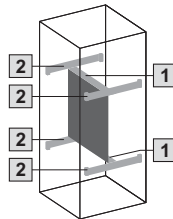


In a central position

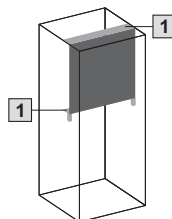
At the front



Set back



Side installation



Partial mounting plates, locatable into rails

for TS, SE, TP

For installation in

- Console and desk unit on the interior installation system rails
- Punched sections with mounting flanges or support strips fitted to the side of the pedestal in the depth
- Other enclosures mounted on rails with 25 mm pitch pattern punchings

For easy mounting on pre-fitted assembly screws. Bayable by screw-fastening at the sides.

Material:

– Sheet steel

Surface finish:

– Zinc-plated

Supply includes:

– Assembly parts

Width mm	Height mm	Packs of	Model No.
200	437	1 pc(s).	6730.310
500	437	1 pc(s).	6730.330
700	437	1 pc(s).	6730.340

For console/desk unit Width mm	Max. partial mounting plates that may be installed
600	1 x 6730.330
800	1 x 6730.340
1200	2 x 6730.310 1 x 6730.340
1600	1 x 6730.330 1 x 6730.340

1 From width 500 mm

