
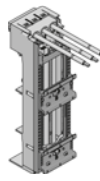
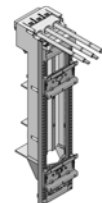
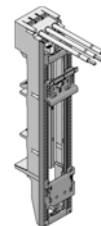
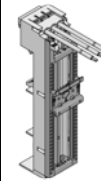
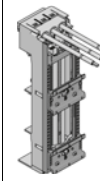
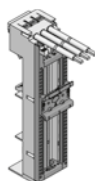
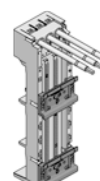
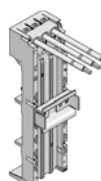
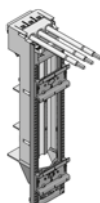
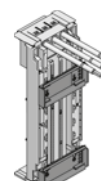


OM adaptors

Rated current max. 32 A, with connection cables

								
Rated current max. A	Packs of	32	32	32	32	32	32	Page
Rated operating voltage V, ~		690, 3~	690, 3~	690, 3~	690, 3~	690, 3~	690, 3~	
Number of poles		3-pole	3-pole	3-pole	3-pole	3-pole	3-pole	
Connection cables, design		AWG 10	AWG 10	AWG 10	AWG 10	AWG 10	AWG 10	
Connection cables, length mm		130	130	130	165	130	130	
With support frame mm		45 x 170	45 x 170	45 x 237	45 x 237	55 x 170	55 x 170	
With support frame support		-	-	■	■	-	-	
With PinBlock		-	-	-	■	-	-	
With insert strips		-	-	-	-	-	-	
Support rails Qty/height mm		1 / 10	2 / 10	2 / 10	1 / 10	1 / 10	2 / 10	
Support rail version		TS 45C	TS 45D TS 45D-V	TS 45D TS 45D-V	TS 45D	TS 55D	TS 55D TS 55D-V	
Width mm		45	45	45	45	55	55	
Height mm		208	208	272	272	208	208	
Approvals		UL	UL	UL	-	UL	UL	
For bar systems with centre-to-centre spacing mm		60	60	60	60	60	60	
For bar thickness mm		5/10	5/10	5/10	5/10	5/10	5/10	
Model No.	1 pc(s).	9340.350	9340.380	9340.390	9340.770	9340.460	9340.470	
Accessories								
Connection pin	20 pc(s).	9340.280	9340.280	9340.280	9340.280	9340.280	9340.280	260
Insert strip	2 pc(s).	9340.290	9340.290	9340.290	9340.290	9340.290	9340.290	259
Support rails		from page	from page	from page	from page	from page	from page	259
OM supports		see page	see page	see page	see page	see page	see page	225
PinBlock	5 pc(s).	9342.800	9342.800	9342.800	9342.800	9342.810	9342.810	260

Rated current max. 40 A, with connection cables

							
Rated current max. A	Packs of	40	40	40	40	40	Page
Rated operating voltage V, ~		690, 3~	690, 3~	690, 3~	690, 3~	690, 3~	
Number of poles		3-pole	3-pole	3-pole	3-pole	3-pole	
Connection cables, design		AWG 8	AWG 8	AWG 8	AWG 8	AWG 8	
Connection cables, length mm		130	130	130	130	130	
With support frame mm		55 x 170	-	-	55 x 237	-	
With support frame support		-	-	-	■	-	
With PinBlock		-	-	-	-	-	
With insert strips		-	-	-	-	■	
Support rails Qty/height mm		1 / 10	2 / 10	1 / 15	2 / 10	2 / 7.5	
Support rail version		TS 55D	TS 55D	Metal	TS 55D TS 55D-V	Metal	
Width mm		55	55	55	55	75	
Height mm		208	208	208	272	208	
Approvals		UL	-	-	UL	UL	
For bar systems with centre-to-centre spacing mm		60	60	60	60	60	
For bar thickness mm		5/10	5/10	5/10	5/10	5/10	
Model No.	1 pc(s).	9340.720	9340.740	9340.750	9340.730	9340.710	
Accessories							
Connection pin	20 pc(s).	9340.280	9340.280	9340.280	9340.280	9340.280	260
Insert strip	2 pc(s).	9340.290	9340.290	9340.290	9340.290	-	259
Support rails		from page	from page	from page	from page	from page	259
OM supports		see page	see page	see page	see page	see page	225
PinBlock	5 pc(s).	9342.810	-	-	9342.810	-	260