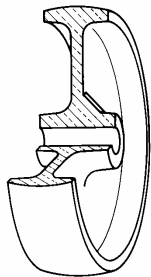


## SERIES 68



### SOLID POLYAMIDE 6 WHEELS SWIVEL BOLT HOLE BRACKET TYPE "NL" WITH BRAKE

#### Wheel description

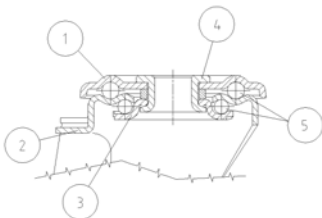


**Tread:** solid polyamide 6 wheels.

**Hub:** the hub is available with plain bearing, with roller bearing and ball bearing.

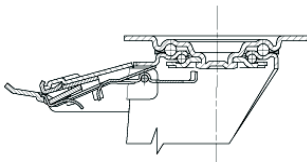
#### Bracket description

##### Standard duty bracket type NL (max. carrying capacity 400 daN)



- 1) **Plate:** electrolytically galvanised steel plate
  - 2) **Fork:** electrolytically galvanised steel plate
  - 3) **Ball Racing Ring:** electrolytically galvanised steel plate
  - 4) **King Pin:** incorporated in top plate and cold riveted
  - 5) **Swivel actions:** double ring of greased balls
- Finishing:** electrolytic galvanisation  
**Fitting:** bolt hole

#### Brake description



**Diam. 80-150 mm**

##### Front-locking brake

This brake fully locks wheel and castor rotation.

Thanks to its optimised dimensions and fold-away pedal, the brake is easy to engage and extremely compact.

The hardened carbon steel spring has very high corrosion resistance.



**Diam. 150-200 mm**