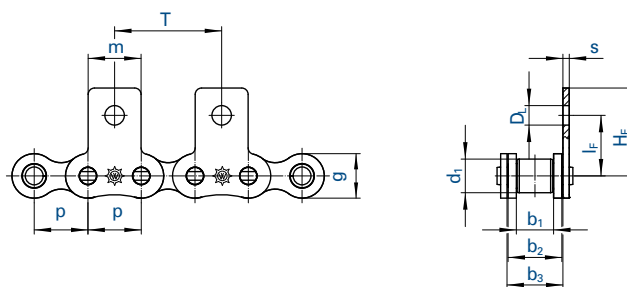
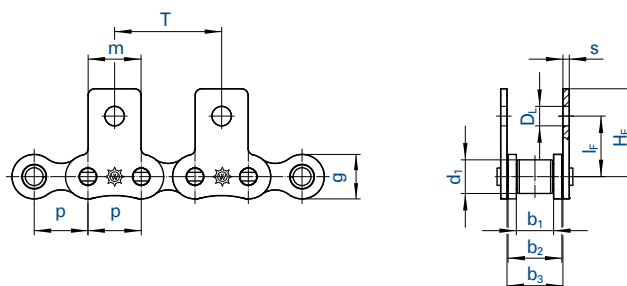




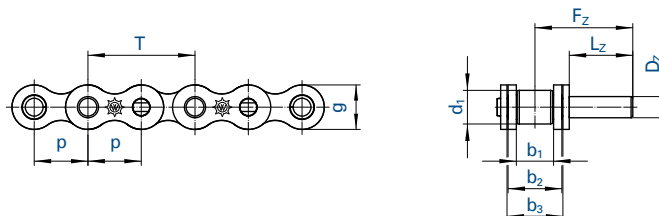
**Type D** straight attachments, one side



**Type E** straight attachments, both sides



**Type F** extended pins (available on alternate sides)



Basic chain		Pitch		Inner width	Inner link width	Outer plate width	Roller Ø	Plate height	Attachment dimensions							
⚙		p		b <sub>1</sub> min.	b <sub>2</sub> max.	b <sub>3</sub> min.	d <sub>1</sub> max.	g max.	m	D <sub>L</sub>	l <sub>F</sub>	H <sub>F</sub>	s	D <sub>Z</sub> <sup>19</sup> h9	L <sub>Z</sub> <sup>19</sup>	F <sub>Z</sub> <sup>19</sup>
No.	Ind.	mm	inch	mm	mm	mm	mm	mm	mm	mm	mm	mm	mm	mm	mm	mm
450		8,000	-	3,00	4,77	4,90	5,00	7,1	8,0	3,2	7,5	13,00	0,80	4,0	10,0	13,3
455	<sup>1,18</sup>	9,525	3/8	5,72	8,53	8,66	6,35	8,2	8,0	3,5	9,0	13,80	1,25	5,0	15,0	20,7
331	<sup>17</sup>	12,700	1/2	3,30	5,80	5,93	7,75	9,9	10,5	3,5	11,3	17,65	0,95	5,0	15,0	19,0
332	<sup>17</sup>	12,700	1/2	4,88	7,20	7,33	7,75	9,9	10,5	3,5	11,5	17,65	0,95	5,0	15,0	19,7
462	<sup>18</sup>	12,700	1/2	7,75	11,30	11,43	8,51	11,8	12,5	4,5	14,7	20,30	1,50	6,0	15,0	22,4
501	<sup>18</sup>	15,875	5/8	9,65	13,28	13,41	10,16	14,7	15,0	5,5	17,2	26,70	1,70	6,5	20,0	28,5
513	<sup>18</sup>	19,050	3/4	11,68	15,62	15,75	12,07	16,1	18,5	6,6	18,7	29,00	1,80	7,0	20,0	29,8
548	<sup>16,18</sup>	25,400	1	17,02	25,40	25,60	15,88	21,0	25,0	9,0	28,6	41,50	3,00	10,0	30,0	45,9
563		31,750	1 1/4	19,56	29,00	29,20	19,05	26,4	35,0	9,0	30,5	46,00	3,75	12,0	30,0	48,4
596		38,100	1 1/2	25,40	37,90	38,20	25,40	33,4	38,0	11,0	41,0	60,00	5,00	16,0	35,0	59,1
613		44,450	1 3/4	30,99	46,50	46,80	27,94	37,0	45,0	14,0	52,5	75,50	6,00	20,0	40,0	69,0
652		50,800	2	30,99	45,50	45,80	29,21	42,2	50,0	14,0	53,5	77,00	6,00	20,0	40,0	69,0
40		12,700	1/2	7,85	11,15	11,28	7,95	12,0	10,5	3,5	11,5	17,65	1,50	5,0	15,0	22,2
50		15,875	5/8	9,40	13,80	13,93	10,16	15,0	12,7	5,2	15,9	23,50	2,00	5,08	11,9	21,1
60		19,050	3/4	12,57	17,70	17,85	11,91	18,0	15,9	5,2	18,3	27,20	2,40	5,94	14,3	25,8
80		25,400	1	15,75	22,50	22,70	15,88	24,1	19,1	6,7	24,6	35,50	3,20	7,92	19,1	33,7

<sup>1</sup> with straight side plates   <sup>16</sup> on inner link s = 4   <sup>17</sup> can also be supplied with m = 16   <sup>18</sup> also with straight attachments on inner link

<sup>19</sup> other dimensions available on request

All designs can also be supplied as MARATHON roller chains (maintenance-free), BIATHLON, BIATHLON KS, TRIATHLON and TRIATHLON KS! For details on orders and enquiries see page 132. For untoleranced dimensions DIN ISO 2768 c applies.